

STATEMENT OF APPROPRIATIONS, ALLOTMENTS, OBLIGATIONS, DISBURSEMENTS AND BALANCES
As at the Quarter Ending September 30, 2021

Particulars	Appropriations			Allotments				Current Year Obligations				
	Authorized Appropriation	Adjustments (Transfer (To)/From, Realignment)	Adjusted Appropriations	Allotments Received	Adjustments (Withdrawal, Realignment)	Transfer To	Transfer From	Adjusted Total Allotments	1st Quarter Ending March 31	2nd Quarter Ending June 30	3rd Quarter Ending Sept. 30	Total
I. AGENCY SPECIFIC BUDGET												
General Administration and Support	22,782,220,000.00	-	22,782,220,000.00	7,511,287,570.00	-	-	7,511,287,570.00	1,747,722,049.77	3,084,785,360.04	1,976,737,637.82	6,809,245,047.1	
General Management and Supervision	1,146,493,000.00	-	1,146,493,000.00	1,146,493,000.00	-	-	1,146,493,000.00	636,381,012.21	201,638,222.67	61,215,482.14	899,234,717.0	
PS	1,060,368,000.00	-	1,060,368,000.00	1,060,368,000.00	-	-	1,060,368,000.00	631,207,262.21	193,015,306.00	59,490,898.81	883,713,467.0	
MOOE	20,695,000.00	-	20,695,000.00	20,695,000.00	-	-	20,695,000.00	5,173,750.00	8,622,916.67	1,724,583.33	15,521,250.0	
CO	65,430,000.00	-	65,430,000.00	65,430,000.00	-	-	65,430,000.00					
Personnel and Records Management	600,433,000.00	-	600,433,000.00	600,433,000.00	-	-	600,433,000.00	118,274,289.90	263,141,660.58	46,238,725.90	427,654,676.3	
PS	264,489,000.00	-	264,489,000.00	264,489,000.00	-	-	264,489,000.00	37,202,059.36	120,184,940.64	17,944,600.00	175,331,600.0	
MOOE	335,944,000.00	-	335,944,000.00	335,944,000.00	-	-	335,944,000.00	81,072,230.54	142,956,719.94	28,294,125.90	252,323,076.3	
Fiscal Management Services	291,648,000.00	-	291,648,000.00	291,648,000.00	-	-	291,648,000.00	54,893,368.84	132,157,267.16	21,479,085.00	208,529,721.0	
PS	177,183,000.00	-	177,183,000.00	177,183,000.00	-	-	177,183,000.00	26,277,118.84	84,463,517.16	11,451,000.00	122,191,636.0	
MOOE	114,465,000.00	-	114,465,000.00	114,465,000.00	-	-	114,465,000.00	28,616,250.00	47,693,750.00	10,028,085.00	86,338,085.0	
Internal Affairs Services	197,320,000.00	-	197,320,000.00	187,320,000.00	-	-	187,320,000.00	38,654,738.28	83,148,928.39	15,225,583.33	137,029,250.0	
PS	94,673,000.00	-	94,673,000.00	94,673,000.00	-	-	94,673,000.00	15,492,988.28	44,546,011.72	7,505,000.00	67,544,000.0	
MOOE	92,647,000.00	-	92,647,000.00	92,647,000.00	-	-	92,647,000.00	23,161,750.00	38,602,916.67	7,720,583.33	69,485,250.0	
CO	10,000,000.00	-	10,000,000.00	-	-	-	-					
Human Resource & Doctrine Dev	501,366,000.00	-	501,366,000.00	501,366,000.00	-	-	501,366,000.00	106,981,556.13	228,438,096.18	43,261,710.92	378,681,363.2	
PS	9,160,000.00	-	9,160,000.00	9,160,000.00	-	-	9,160,000.00	3,600,000.00	4,021,888.00	-	7,621,888.0	
MOOE	492,206,000.00	-	492,206,000.00	492,206,000.00	-	-	492,206,000.00	103,381,556.13	224,416,208.18	43,261,710.92	371,059,475.2	
Plans Services	105,960,000.00	-	105,960,000.00	105,960,000.00	-	-	105,960,000.00	27,470,250.00	44,319,083.33	8,258,416.67	80,047,750.0	
PS	12,079,000.00	-	12,079,000.00	12,079,000.00	-	-	12,079,000.00	4,000,000.00	5,202,000.00	435,000.00	9,637,000.0	
MOOE	93,881,000.00	-	93,881,000.00	93,881,000.00	-	-	93,881,000.00	23,470,250.00	39,117,083.33	7,823,416.67	70,410,750.0	
Administration of Personnel Benefits	19,939,000,000.00	-	19,939,000,000.00	4,678,067,570.00	-	-	4,678,067,570.00	765,066,834.41	2,131,942,101.73	1,781,058,633.86	4,678,067,570.0	
PS	19,939,000,000.00	-	19,939,000,000.00	4,678,067,570.00	-	-	4,678,067,570.00	765,066,834.41	2,131,942,101.73	1,781,058,633.86	4,678,067,570.0	
Support to Operations	484,524,000.00	-	484,524,000.00	484,524,000.00	-	-	484,524,000.00	115,037,748.24	224,754,408.25	28,481,620.97	368,273,777.4	
Materiel Development	58,194,000.00	-	58,194,000.00	58,194,000.00	-	-	58,194,000.00	17,557,500.00	22,293,833.33	4,159,166.67	44,010,500.0	
PS	8,284,000.00	-	8,284,000.00	8,284,000.00	-	-	8,284,000.00	5,080,000.00	1,498,000.00	-	6,578,000.0	
MOOE	49,910,000.00	-	49,910,000.00	49,910,000.00	-	-	49,910,000.00	12,477,500.00	20,795,833.33	4,159,166.67	37,432,500.0	
Health Services	426,330,000.00	-	426,330,000.00	426,330,000.00	-	-	426,330,000.00	97,480,248.24	202,460,574.92	24,322,454.30	324,263,277.4	
PS	97,052,000.00	-	97,052,000.00	97,052,000.00	-	-	97,052,000.00	15,428,191.97	44,665,808.03	6,624,700.00	66,718,700.0	
MOOE	329,278,000.00	-	329,278,000.00	329,278,000.00	-	-	329,278,000.00	82,052,056.27	157,794,766.89	17,697,754.30	257,544,577.4	
Operations	167,872,157,000.00	-	167,872,157,000.00	167,838,618,000.00	-	-	167,838,618,000.00	36,521,328,292.80	75,531,094,131.69	15,880,815,763.61	127,933,238,188.10	
OO: Community safety improved	167,872,157,000.00	-	167,872,157,000.00	167,838,618,000.00	-	-	167,838,618,000.00	36,521,328,292.80	75,531,094,131.69	15,880,815,763.61	127,933,238,188.10	
CRIME PREVENTION AND SUPPRESSION PRO	166,033,079,000.00	-	166,033,079,000.00	165,999,540,000.00	-	-	165,999,540,000.00	36,108,791,703.17	74,891,150,991.71	15,705,839,744.45	126,705,782,439.33	
Logistical Services	12,198,518,000.00	-	12,198,518,000.00	12,198,518,000.00	-	-	12,198,518,000.00	2,235,720,646.20	5,521,721,320.86	1,119,590,234.11	8,877,032,201.17	
PS	2,193,475,000.00	-	2,193,475,000.00	2,193,475,000.00	-	-	2,193,475,000.00	308,638,671.54	1,142,672,648.37	329,652,431.60	1,780,963,751.51	
MOOE	8,005,043,000.00	-	8,005,043,000.00	8,005,043,000.00	-	-	8,005,043,000.00	1,927,081,974.66	3,293,321,834.49	721,328,914.51	5,941,732,723.66	
CO	2,000,000,000.00	-	2,000,000,000.00	2,000,000,000.00	-	-	2,000,000,000.00		1,085,726,838.00	68,608,888.00	1,154,335,726.00	
Operations Services	148,896,911,000.00	-	148,896,911,000.00	148,870,222,000.00	-	-	148,870,222,000.00	33,096,356,394.84	67,966,293,198.77	14,301,798,806.11	115,364,448,399.72	
PS	144,850,033,000.00	-	144,850,033,000.00	144,850,033,000.00	-	-	144,850,033,000.00	32,115,450,346.55	66,293,230,938.48	13,929,831,015.92	112,338,512,300.95	
MOOE	4,046,878,000.00	-	4,046,878,000.00	4,020,189,000.00	-	-	4,020,189,000.00	980,906,048.29	1,673,062,260.29	371,967,790.19	3,025,936,098.77	

Particulars	Appropriations			Allotments				Current Year Obligations				
	Authorized Appropriation	Adjustments (Transfer (To)/From, Realignment)	Adjusted Appropriations	Allotments Received	Adjustments (Withdrawal, Realignment)	Transfer To	Transfer From	Adjusted Total Allotments	1st Quarter Ending March 31	2nd Quarter Ending June 30	3rd Quarter Ending Sept. 30	Total
Intelligence Services	1,204,005,000.00	-	1,204,005,000.00	1,204,005,000.00	-	-	-	1,204,005,000.00	296,476,308.53	569,688,586.37	37,180,111.32	903,345,006.22
PS	71,645,000.00	-	71,645,000.00	71,645,000.00	-	-	-	71,645,000.00	11,880,024.17	37,542,976.34	4,573,833.00	53,996,833.51
MOOE	1,132,360,000.00	-	1,132,360,000.00	1,132,360,000.00	-	-	-	1,132,360,000.00	284,596,284.36	532,145,610.03	32,606,278.32	849,348,172.71
Police Relation Services	348,524,000.00	-	348,524,000.00	348,524,000.00	-	-	-	348,524,000.00	86,199,356.40	144,823,802.71	29,205,129.09	260,228,288.20
PS	46,392,000.00	-	46,392,000.00	46,392,000.00	-	-	-	46,392,000.00	8,491,487.88	21,810,952.12	2,866,799.00	33,169,239.00
MOOE	302,132,000.00	-	302,132,000.00	302,132,000.00	-	-	-	302,132,000.00	77,707,868.52	123,012,850.59	26,338,330.09	227,059,049.20
Projects	3,385,121,000.00	-	3,385,121,000.00	3,378,271,000.00	-	-	-	3,378,271,000.00	394,038,997.20	688,624,083.00	218,065,463.82	1,300,728,544.02
Locally-Funded Projects	3,385,121,000.00	-	3,385,121,000.00	3,378,271,000.00	-	-	-	3,378,271,000.00	394,038,997.20	688,624,083.00	218,065,463.82	1,300,728,544.02
Construction of Police Stations	100,000,000.00	-	100,000,000.00	100,000,000.00	-	-	-	100,000,000.00	57,698,420.67	19,586,576.75	5,578,542.81	82,863,540.23
CO	100,000,000.00	-	100,000,000.00	100,000,000.00	-	-	-	100,000,000.00	57,698,420.67	19,586,576.75	5,578,542.81	82,863,540.23
PNP Project Convergence on Manila Bay	26,982,000.00	-	26,982,000.00	26,982,000.00	-	-	-	26,982,000.00	-	13,285,241.48	2,247,773.60	15,533,015.08
MOOE	26,982,000.00	-	26,982,000.00	26,982,000.00	-	-	-	26,982,000.00	-	13,285,241.48	2,247,773.60	15,533,015.08
Philippine Anti-Illegal Drugs Strategy	546,276,000.00	-	546,276,000.00	546,276,000.00	-	-	-	546,276,000.00	103,913,816.14	219,706,932.29	79,236,408.68	402,857,157.11
MOOE	546,276,000.00	-	546,276,000.00	546,276,000.00	-	-	-	546,276,000.00	103,913,816.14	219,706,932.29	79,236,408.68	402,857,157.11
Construction of Philippine National Police Me	1,147,830,000.00	-	1,147,830,000.00	1,147,830,000.00	-	-	-	1,147,830,000.00	-	-	-	-
CO	1,147,830,000.00	-	1,147,830,000.00	1,147,830,000.00	-	-	-	1,147,830,000.00	-	-	-	-
End of Local Communist Armed Conflict (1,084,433,000.00	-	1,084,433,000.00	1,084,433,000.00	-	-	-	1,084,433,000.00	232,426,760.39	428,459,332.48	106,637,263.13	767,523,356.00
MOOE	1,084,433,000.00	-	1,084,433,000.00	1,084,433,000.00	-	-	-	1,084,433,000.00	232,426,760.39	428,459,332.48	106,637,263.13	767,523,356.00
Operational Requirements of the PNP Int	20,000,000.00	-	20,000,000.00	20,000,000.00	-	-	-	20,000,000.00	-	-	6,665,617.00	6,665,617.00
MOOE	20,000,000.00	-	20,000,000.00	20,000,000.00	-	-	-	20,000,000.00	-	-	6,665,617.00	6,665,617.00
Construction of Police Station at Balayan,	6,850,000.00	-	6,850,000.00	-	-	-	-	-	-	-	-	-
CO	6,850,000.00	-	6,850,000.00	-	-	-	-	-	-	-	-	-
PNP Intelligence Analytics Center	12,553,000.00	-	12,553,000.00	12,553,000.00	-	-	-	12,553,000.00	-	-	-	-
CO	12,553,000.00	-	12,553,000.00	12,553,000.00	-	-	-	12,553,000.00	-	-	-	-
PNP Smart Camps	111,219,000.00	-	111,219,000.00	111,219,000.00	-	-	-	111,219,000.00	-	-	-	-
MOOE	31,565,000.00	-	31,565,000.00	31,565,000.00	-	-	-	31,565,000.00	-	-	-	-
CO	79,654,000.00	-	79,654,000.00	79,654,000.00	-	-	-	79,654,000.00	-	-	-	-
Establishment of PNP Information Techno	44,770,000.00	-	44,770,000.00	44,770,000.00	-	-	-	44,770,000.00	-	-	-	-
MOOE	7,040,000.00	-	7,040,000.00	7,040,000.00	-	-	-	7,040,000.00	-	-	-	-
CO	37,730,000.00	-	37,730,000.00	37,730,000.00	-	-	-	37,730,000.00	-	-	-	-
Police Community Relations Management	675,000.00	-	675,000.00	675,000.00	-	-	-	675,000.00	-	-	-	-
MOOE	675,000.00	-	675,000.00	675,000.00	-	-	-	675,000.00	-	-	-	-
Establishment of Crime Laboratory Infor	9,533,000.00	-	9,533,000.00	9,533,000.00	-	-	-	9,533,000.00	-	-	-	-
MOOE	9,533,000.00	-	9,533,000.00	9,533,000.00	-	-	-	9,533,000.00	-	-	-	-
PNP Intelligence Operations Command, C	3,700,000.00	-	3,700,000.00	3,700,000.00	-	-	-	3,700,000.00	-	-	293,955.00	293,955.00
MOOE	1,494,000.00	-	1,494,000.00	1,494,000.00	-	-	-	1,494,000.00	-	-	293,955.00	293,955.00
CO	2,206,000.00	-	2,206,000.00	2,206,000.00	-	-	-	2,206,000.00	-	-	-	-
Construction of PNPA Fund Gym	50,000,000.00	-	50,000,000.00	50,000,000.00	-	-	-	50,000,000.00	-	-	-	-
CO	50,000,000.00	-	50,000,000.00	50,000,000.00	-	-	-	50,000,000.00	-	-	-	-
Additional Support for the Maritime Gro	30,000,000.00	-	30,000,000.00	30,000,000.00	-	-	-	30,000,000.00	-	-	-	-
MOOE	30,000,000.00	-	30,000,000.00	30,000,000.00	-	-	-	30,000,000.00	-	-	-	-
Master in Development Management (M	20,000,000.00	-	20,000,000.00	20,000,000.00	-	-	-	20,000,000.00	-	-	-	-
MOOE	20,000,000.00	-	20,000,000.00	20,000,000.00	-	-	-	20,000,000.00	-	-	-	-
Purchase of Patrol Cars	35,300,000.00	-	35,300,000.00	35,300,000.00	-	-	-	35,300,000.00	-	-	-	-
CO	35,300,000.00	-	35,300,000.00	35,300,000.00	-	-	-	35,300,000.00	-	-	-	-
Additional Support for Anti-Cyber Crime	35,000,000.00	-	35,000,000.00	35,000,000.00	-	-	-	35,000,000.00	-	-	-	-
MOOE	35,000,000.00	-	35,000,000.00	35,000,000.00	-	-	-	35,000,000.00	-	-	-	-
Quick Response Fund	50,000,000.00	-	50,000,000.00	50,000,000.00	-	-	-	50,000,000.00	-	7,586,000.00	17,405,903.60	24,991,903.60
MOOE	50,000,000.00	-	50,000,000.00	50,000,000.00	-	-	-	50,000,000.00	-	7,586,000.00	17,405,903.60	24,991,903.60
Construction of Philippine National Police	50,000,000.00	-	50,000,000.00	50,000,000.00	-	-	-	50,000,000.00	-	-	-	-
CO	50,000,000.00	-	50,000,000.00	50,000,000.00	-	-	-	50,000,000.00	-	-	-	-
CRIME INVESTIGATION PROGRAM	721,622,000.00	-	721,622,000.00	721,622,000.00	-	-	-	721,622,000.00	175,386,959.01	298,859,080.82	63,211,204.89	537,457,244.72
Investigation Services	721,622,000.00	-	721,622,000.00	721,622,000.00	-	-	-	721,622,000.00	175,386,959.01	298,859,080.82	63,211,204.89	537,457,244.72
PS	76,812,000.00	-	76,812,000.00	76,812,000.00	-	-	-	76,812,000.00	12,744,464.59	38,281,102.58	5,320,933.00	56,346,500.17
MOOE	644,810,000.00	-	644,810,000.00	644,810,000.00	-	-	-	644,810,000.00	162,642,494.42	260,577,978.24	57,890,271.89	481,110,744.55

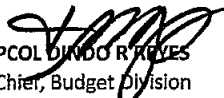
Particulars	Appropriations			Allotments				Current Year Obligations			
	Authorized Appropriation	Adjustments (Transfer (To)/From, Realignment)	Adjusted Appropriations	Allotments Received	Adjustments (Withdrawal, Realignment)	Transfer To	Transfer From	Adjusted Total Allotments	1st Quarter Ending March 31	2nd Quarter Ending June 30	3rd Quarter Ending Sept. 30
POLICE EDUCATION PROGRAM	1,117,456,000.00	-	1,117,456,000.00	1,117,456,000.00	-	-	1,117,456,000.00	237,149,630.62	341,084,059.16	111,764,814.27	689,998,504.05
Research and Development Activities	4,668,000.00	-	4,668,000.00	4,668,000.00	-	-	4,668,000.00	1,167,000.00	2,244,000.00	75,950.00	3,486,950.00
PS	4,383,000.00	-	4,383,000.00	4,383,000.00	-	-	4,383,000.00	1,095,750.00	2,125,250.00	52,200.00	3,273,200.00
MOOE	285,000.00	-	285,000.00	285,000.00	-	-	285,000.00	71,250.00	118,750.00	23,750.00	213,750.00
Education and Training Program	1,112,788,000.00	-	1,112,788,000.00	1,112,788,000.00	-	-	1,112,788,000.00	235,982,630.62	338,840,059.16	111,688,864.27	686,511,554.05
PS	830,450,000.00	-	830,450,000.00	830,450,000.00	-	-	830,450,000.00	156,609,880.62	222,961,424.54	92,233,673.90	471,804,979.06
MOOE	282,338,000.00	-	282,338,000.00	282,338,000.00	-	-	282,338,000.00	79,372,750.00	115,878,634.62	19,455,190.37	214,706,574.99
Sub-Total: I. AGENCY SPECIFIC BUDGET	191,138,901,000.00	-	191,138,901,000.00	175,834,429,570.00	-	-	175,834,429,570.00	38,384,088,090.81	78,840,633,899.98	17,886,035,022.40	135,110,757,013.19
PS	169,735,478,000.00	-	169,735,478,000.00	154,474,545,570.00	-	-	154,474,545,570.00	34,118,265,080.42	70,388,164,865.71	16,249,040,719.09	120,755,470,665.22
MOOE	17,805,870,000.00	-	17,805,870,000.00	17,779,181,000.00	-	-	17,779,181,000.00	4,208,124,589.72	7,347,155,619.52	1,562,806,872.50	13,118,087,081.74
CO	3,597,553,000.00	-	3,597,553,000.00	3,580,703,000.00	-	-	3,580,703,000.00	57,698,420.67	1,105,313,414.75	74,187,430.81	1,237,199,266.23
II. AUTOMATIC APPROPRIATIONS											
Retirement and Life Insurance Premiums	326,791,000.00	-	326,791,000.00	326,791,000.00	-	-	326,791,000.00	93,806,325.81	82,560,017.57	75,161.98	176,441,505.36
PS	326,791,000.00	-	326,791,000.00	326,791,000.00	-	-	326,791,000.00	93,806,325.81	82,560,017.57	75,161.98	176,441,505.36
Sub-Total: II. AUTOMATIC APPROPRIATIONS	326,791,000.00	-	326,791,000.00	326,791,000.00	-	-	326,791,000.00	93,806,325.81	82,560,017.57	75,161.98	176,441,505.36
PS	326,791,000.00	-	326,791,000.00	326,791,000.00	-	-	326,791,000.00	93,806,325.81	82,560,017.57	75,161.98	176,441,505.36
III. SPECIAL PURPOSE FUND											
Custom Duties	-	23,160,197.00	23,160,197.00	-	23,160,197.00	-	23,160,197.00	19,727,879.51	3,432,317.00	-	23,160,196.51
MOOE	-	23,160,197.00	23,160,197.00	-	23,160,197.00	-	23,160,197.00	19,727,879.51	3,432,317.00	-	23,160,196.51
Pension and Gratuity Fund	-	48,999,002,799.00	48,999,002,799.00	-	48,999,002,799.00	-	48,999,002,799.00	11,908,607,425.45	20,674,994,757.36	9,635,530,645.45	42,219,132,828.26
PS	-	48,999,002,799.00	48,999,002,799.00	-	48,999,002,799.00	-	48,999,002,799.00	11,908,607,425.45	20,674,994,757.36	9,635,530,645.45	42,219,132,828.26
Miscellaneous Personnel Benefits Fund	-	-	-	-	-	-	-	-	-	-	-
PS	-	-	-	-	-	-	-	-	-	-	-
Contingent Fund	-	-	-	-	-	-	-	-	-	-	-
MOOE	-	-	-	-	-	-	-	-	-	-	-
Calamity Fund	-	-	-	-	-	-	-	-	-	-	-
MOOE	-	-	-	-	-	-	-	-	-	-	-
Sub-Total: III. SPECIAL PURPOSE FUND	-	49,022,162,996.00	48,999,002,799.00	-	48,999,002,799.00	-	48,999,002,799.00	11,908,607,425.45	20,674,994,757.36	9,635,530,645.45	42,219,132,828.26
PS	-	48,999,002,799.00	48,999,002,799.00	-	48,999,002,799.00	-	48,999,002,799.00	11,908,607,425.45	20,674,994,757.36	9,635,530,645.45	42,219,132,828.26
MOOE	-	23,160,197.00	-	-	-	-	-	-	-	-	-
CO	-	-	-	-	-	-	-	-	-	-	-
GRAND TOTAL	191,465,692,000.00	49,022,162,996.00	240,487,854,996.00	176,161,220,570.00	49,022,162,996.00	-	225,183,383,566.00	50,406,229,721.58	99,601,620,991.91	27,521,640,829.83	177,529,491,543.32
PS	170,062,269,000.00	48,999,002,799.00	219,061,271,799.00	154,801,336,570.00	48,999,002,799.00	-	203,800,339,369.00	46,120,678,831.68	91,145,719,640.64	25,884,646,526.52	163,151,044,998.84
MOOE	17,805,870,000.00	23,160,197.00	17,829,030,197.00	17,779,181,000.00	23,160,197.00	-	17,802,341,197.00	4,227,852,469.23	7,350,587,936.52	1,562,806,872.50	13,141,247,278.25
CO	3,597,553,000.00	-	3,597,553,000.00	3,580,703,000.00	-	-	3,580,703,000.00	57,698,420.67	1,105,313,414.75	74,187,430.81	1,237,199,266.23
Recapitulation by OO:											
I. Agency Specific Budget	167,872,157,000.00	-	167,872,157,000.00	167,838,618,000.00	-	-	167,838,618,000.00	36,521,328,292.80	75,531,094,131.69	15,880,815,763.61	127,933,238,188.10
CRIME PREVENTION AND SUPPRESSION	166,033,079,000.00	-	166,033,079,000.00	165,999,540,000.00	-	-	165,999,540,000.00	36,108,791,703.17	74,891,150,991.71	15,705,839,744.45	126,705,782,439.33
CRIME INVESTIGATION PROGRAM	721,622,000.00	-	721,622,000.00	721,622,000.00	-	-	721,622,000.00	175,386,959.01	298,859,080.82	63,211,204.89	537,457,244.72
POLICE EDUCATION PROGRAM	1,117,456,000.00	-	1,117,456,000.00	1,117,456,000.00	-	-	1,117,456,000.00	237,149,630.62	341,084,059.16	111,764,814.27	689,998,504.05

Particulars	Current Year Disbursements				Balances			
	1st Quarter Ending March 31	2nd Quarter Ending June 30	3rd Quarter Ending Sept. 30	Total	Unreleased Appropriations	Unobligated Allotment	Unpaid Obligations	
							Due and Demandable	Not Yet Due and Demandable
I. AGENCY SPECIFIC BUDGET								
General Administration and Support	1,607,181,617.25	1,075,665,166.86	3,831,573,362.19	6,514,420,146.30	15,270,932,430.00	702,042,522.37	110,910,875.20	183,914,026.13
General Management and Supervision	634,580,281.62	129,332,571.89	125,332,813.37	889,245,666.88	-	247,258,282.98	1,656,679.61	8,332,370.53
PS	631,207,262.21	129,332,571.89	122,918,709.10	883,458,543.20	-	176,654,532.98	254,923.82	0.00
MOOE	3,373,019.41	-	2,414,104.27	5,787,123.68	-	5,173,750.00	1,401,755.79	8,332,370.53
CO	-	-	-	-	-	65,430,000.00	-	-
Personnel and Records Management	88,861,199.27	113,769,515.15	158,936,009.75	361,566,724.17	-	172,778,323.62	38,978,511.94	27,109,440.27
PS	37,202,059.36	84,247,740.64	53,881,800.00	175,331,600.00	-	89,157,400.00	-	-
MOOE	51,659,139.91	29,521,774.51	105,054,209.75	186,235,124.17	-	83,620,923.62	38,978,511.94	27,109,440.27
Fiscal Management Services	39,120,569.95	58,314,881.16	46,415,616.48	143,851,067.59	-	83,118,279.00	18,778,036.70	45,900,616.71
PS	26,277,118.84	58,314,881.16	37,524,636.00	122,116,636.00	-	54,991,364.00	75,000.00	-
MOOE	12,843,451.11	-	8,890,980.48	21,734,431.59	-	28,126,915.00	18,703,036.70	45,900,616.71
Internal Affairs Services	31,794,645.28	34,665,351.14	47,510,675.63	113,970,672.05	10,000,000.00	50,290,750.00	12,375,452.80	10,683,125.15
PS	15,492,988.28	26,690,455.72	25,270,556.00	67,454,000.00	-	27,129,000.00	90,000.00	-
MOOE	16,301,657.00	7,974,895.42	22,240,119.63	46,516,672.05	-	23,161,750.00	12,285,452.80	10,683,125.15
CO	-	-	-	-	10,000,000.00	-	-	-
Human Resource & Doctrine Dev	87,960,641.59	94,230,677.57	100,827,696.23	283,019,015.39	-	122,684,636.77	30,187,666.32	65,474,681.52
PS	3,600,000.00	4,021,888.00	-	7,621,888.00	-	1,538,112.00	-	-
MOOE	84,360,641.59	90,208,789.57	100,827,696.23	275,397,127.39	-	121,146,524.77	30,187,666.32	65,474,681.52
Plans Services	15,339,170.49	4,217,000.00	25,143,259.73	44,699,430.22	-	25,912,250.00	8,934,527.83	26,413,791.95
PS	4,000,000.00	4,217,000.00	1,420,000.00	9,637,000.00	-	2,442,000.00	-	-
MOOE	11,339,170.49	-	23,723,259.73	35,062,430.22	-	23,470,250.00	8,934,527.83	26,413,791.95
Administration of Personnel Benefits	709,525,109.05	641,135,169.95	3,327,407,291.00	4,678,067,570.00	15,260,932,430.00	-	-	-
PS	709,525,109.05	641,135,169.95	3,327,407,291.00	4,678,067,570.00	15,260,932,430.00	-	-	-
Support to Operations	73,071,572.73	122,832,027.18	112,167,382.39	308,070,982.30	-	116,250,222.54	42,476,469.60	17,726,325.56
Materiel Development	10,560,849.70	2,674,918.80	7,146,926.94	20,382,695.44	-	14,183,500.00	5,901,479.00	17,726,325.56
PS	5,080,000.00	1,498,000.00	-	6,578,000.00	-	1,706,000.00	-	-
MOOE	5,480,849.70	1,176,918.80	7,146,926.94	13,804,695.44	-	12,477,500.00	5,901,479.00	17,726,325.56
Health Services	62,510,723.03	120,157,108.38	105,020,455.45	287,688,286.86	-	102,066,722.54	36,574,990.60	-
PS	15,428,191.97	30,965,808.03	20,324,700.00	66,718,700.00	-	30,333,300.00	-	-
MOOE	47,082,531.06	89,191,300.35	84,695,755.45	220,969,586.86	-	71,733,422.54	36,574,990.60	-
Operations	35,891,748,659.27	43,573,886,349.13	39,979,370,775.57	119,445,005,783.97	33,539,000.00	39,905,379,811.90	6,931,718,736.50	1,556,513,667.63
OO: Community safety Improved	35,891,748,659.27	43,573,886,349.13	39,979,370,775.57	119,445,005,783.97	33,539,000.00	39,905,379,811.90	6,931,718,736.50	1,556,513,667.63
CRIME PREVENTION AND SUPPRESSION PRC	35,530,811,287.00	43,237,416,078.26	39,549,191,158.11	118,317,418,523.37	33,539,000.00	39,293,757,560.67	6,872,457,263.56	1,515,906,652.40
Logistical Services	1,939,872,380.37	2,624,625,047.22	2,571,005,149.43	7,135,502,577.02	-	3,321,485,798.83	423,984,196.50	1,317,545,427.66
PS	308,638,671.54	752,379,901.46	644,837,178.51	1,705,855,751.51	-	412,511,248.49	75,108,000.00	0.00
MOOE	1,631,233,708.83	1,777,354,569.16	1,926,167,970.92	5,334,756,248.91	-	2,069,310,276.34	348,876,196.50	258,100,278.25
CO	-	94,890,576.60	0.00	94,890,576.60	-	845,664,274.00	-	1,059,445,149.40
Operations Services	32,915,424,599.50	39,846,846,402.89	36,168,876,255.80	108,931,147,258.19	26,689,000.00	33,505,773,600.28	6,315,388,073.13	117,913,068.40
PS	32,102,705,843.01	39,017,879,149.99	35,125,078,994.65	106,245,663,987.65	-	32,511,520,699.05	6,092,848,313.30	-
MOOE	812,718,756.49	828,967,252.90	1,043,797,261.15	2,685,483,270.54	26,689,000.00	994,252,901.23	222,539,759.83	117,913,068.40


Particulars	Current Year Disbursements				Balances			
	1st Quarter Ending March 31	2nd Quarter Ending June 30	3rd Quarter Ending Sept. 30	Total	Unreleased Appropriations	Unobligated Allotment	Unpaid Obligations	
							Due and Demandable	Not Yet Due and Demandable
Intelligence Services	272,001,162.35	277,644,116.66	296,140,348.22	845,785,627.23	-	300,659,993.78	33,547,373.09	24,012,005.90
PS	11,880,024.17	24,263,974.83	17,852,834.51	53,996,833.51	-	17,648,166.49	-	-
MOOE	260,121,138.18	253,380,141.83	278,287,513.71	791,788,793.72	-	283,011,827.29	33,547,373.09	24,012,005.90
Police Relation Services	62,678,804.58	63,628,393.49	89,521,163.30	215,828,361.37	-	88,295,711.80	16,574,368.93	27,825,557.90
PS	8,491,487.88	15,710,176.12	8,967,575.00	33,169,239.00	-	13,222,761.00	-	-
MOOE	54,187,316.70	47,918,217.37	80,553,588.30	182,659,122.37	-	75,072,950.80	16,574,368.93	27,825,557.90
Projects	340,834,340.20	424,672,118.00	423,648,241.36	1,189,154,699.56	6,850,000.00	2,077,542,455.98	82,963,251.91	28,610,592.55
Locally-Funded Projects	340,834,340.20	424,672,118.00	423,648,241.36	1,189,154,699.56	6,850,000.00	2,077,542,455.98	82,963,251.91	28,610,592.55
Construction of Police Stations	8,404,063.66	21,021,823.86	24,827,060.16	54,252,947.68	-	17,136,459.77	-	28,610,592.55
CO	8,404,063.66	21,021,823.86	24,827,060.16	54,252,947.68	-	17,136,459.77	-	28,610,592.55
PNP Project Convergence on Manila Bay	-	11,038,198.93	2,247,773.60	13,285,972.53	-	11,448,984.92	2,247,042.55	-
MOOE	-	11,038,198.93	2,247,773.60	13,285,972.53	-	11,448,984.92	2,247,042.55	-
Philippine Anti-Illegal Drugs Strategy	102,149,816.14	139,224,792.41	124,464,998.81	365,839,607.36	-	143,418,842.89	37,017,549.75	(0.00)
MOOE	102,149,816.14	139,224,792.41	124,464,998.81	365,839,607.36	-	143,418,842.89	37,017,549.75	(0.00)
Construction of Philippine National Police Me	-	-	-	-	-	1,147,830,000.00	-	-
CO	-	-	-	-	-	1,147,830,000.00	-	-
Encl of Local Communist Armed Conflict (230,280,460.40	253,387,302.80	240,450,899.44	724,118,662.64	-	316,909,644.00	43,404,693.36	0.00
MOOE	230,280,460.40	253,387,302.80	240,450,899.44	724,118,662.64	-	316,909,644.00	43,404,693.36	0.00
Operational Requirements of the PNP Int	-	-	6,665,617.00	6,665,617.00	-	13,334,383.00	-	-
MOOE	-	-	6,665,617.00	6,665,617.00	-	13,334,383.00	-	-
Construction of Police Station at Balayan,	-	-	-	-	6,850,000.00	-	-	-
CO	-	-	-	-	6,850,000.00	-	-	-
PNP Intelligence Analytics Center	-	-	-	-	-	12,553,000.00	-	-
CO	-	-	-	-	-	12,553,000.00	-	-
PNP Smart Camps	-	-	-	-	-	111,219,000.00	-	-
MOOE	-	-	-	-	-	31,565,000.00	-	-
CO	-	-	-	-	-	79,654,000.00	-	-
Establishment of PNP Information Techno	-	-	-	-	-	44,770,000.00	-	-
MOOE	-	-	-	-	-	7,040,000.00	-	-
CO	-	-	-	-	-	37,730,000.00	-	-
Police Community Relations Management	-	-	-	-	-	675,000.00	-	-
MOOE	-	-	-	-	-	675,000.00	-	-
Establishment of Crime Laboratory Inform	-	-	-	-	-	9,533,000.00	-	-
MOOE	-	-	-	-	-	9,533,000.00	-	-
PNP Intelligence Operations Command, C	-	-	-	-	-	3,406,045.00	293,955.00	-
MOOE	-	-	-	-	-	1,200,045.00	293,955.00	-
CO	-	-	-	-	-	2,206,000.00	-	-
Construction of PNPA Fund Gym	-	-	-	-	-	50,000,000.00	-	-
CO	-	-	-	-	-	50,000,000.00	-	-
Additional Support for the Maritime Group	-	-	-	-	-	30,000,000.00	-	-
MOOE	-	-	-	-	-	30,000,000.00	-	-
Master in Development Management (M	-	-	-	-	-	20,000,000.00	-	-
MOOE	-	-	-	-	-	20,000,000.00	-	-
Purchase of Patrol Cars	-	-	-	-	-	35,300,000.00	-	-
CO	-	-	-	-	-	35,300,000.00	-	-
Additional Support for Anti-Cyber Crime C	-	-	-	-	-	35,000,000.00	-	-
MOOE	-	-	-	-	-	35,000,000.00	-	-
Quick Response Fund	-	-	24,991,892.35	24,991,892.35	-	25,008,096.40	11.25	(0.00)
MOOE	-	-	24,991,892.35	24,991,892.35	-	25,008,096.40	11.25	(0.00)
Construction of Philippine National Police	-	-	-	-	-	50,000,000.00	-	-
CO	-	-	-	-	-	50,000,000.00	-	-
CRIME INVESTIGATION PROGRAM	133,914,624.73	153,363,981.14	155,965,573.60	443,244,179.47	-	184,164,755.28	54,517,516.32	39,695,548.93
Investigation Services	133,914,624.73	153,363,981.14	155,965,573.60	443,244,179.47	-	184,164,755.28	54,517,516.32	39,695,548.93
PS	12,744,464.59	27,814,963.94	15,787,071.64	56,346,500.17	-	20,465,499.83	-	-
MOOE	121,170,160.14	125,549,017.20	140,178,501.96	386,897,679.30	-	163,699,255.45	54,517,516.32	39,695,548.93

Particulars	Current Year Disbursements				Balances			
	1st Quarter Ending March 31	2nd Quarter Ending June 30	3rd Quarter Ending Sept. 30	Total	Unreleased Appropriations	Unobligated Allotment	Unpaid Obligations	
							Due and Demandable	Not Yet Due and Demandable
POLICE EDUCATION PROGRAM	227,022,747.54	183,106,289.73	274,214,043.87	684,343,081.14	-	427,457,495.95	4,743,956.62	911,466.29
Research and Development Activities	1,095,750.00	1,916,450.00	261,000.00	3,273,200.00	-	1,181,050.00	-	213,750.00
PS	1,095,750.00	1,916,450.00	261,000.00	3,273,200.00	-	1,109,800.00	-	-
MOOE	-	-	-	-	-	71,250.00	-	213,750.00
Education and Training Program	225,926,997.54	181,189,839.73	273,953,043.87	681,069,881.14	-	426,276,445.95	4,743,956.62	697,716.29
PS	156,609,880.62	118,394,208.08	196,505,683.56	471,509,772.26	-	358,645,020.94	295,206.80	-
MOOE	69,317,116.92	62,795,631.65	77,447,360.31	209,560,108.88	-	67,631,425.01	4,448,749.82	697,716.29
Sub-Total: I. AGENCY SPECIFIC BUDGET	37,572,001,849.25	44,772,383,543.17	43,923,111,520.15	126,267,496,912.57	15,304,471,430.00	40,723,672,556.81	7,085,106,081.30	1,758,154,019.32
PS	34,049,978,851.52	40,938,782,339.81	39,598,038,029.97	114,586,799,221.30	15,260,932,430.00	33,719,074,904.78	6,168,671,443.92	0.00
MOOE	3,513,618,934.07	3,717,688,802.90	4,300,246,430.02	11,531,554,166.99	26,689,000.00	4,661,093,918.26	916,434,637.38	670,098,277.37
CO	8,404,063.66	115,912,400.46	24,827,060.16	149,143,524.28	16,850,000.00	2,343,503,733.77	-	1,088,055,741.95
II. AUTOMATIC APPROPRIATIONS								
Retirement and Life Insurance Premiums	93,806,325.81	56,930,786.39	25,704,393.16	176,441,505.36	-	150,349,494.64	-	-
PS	93,806,325.81	56,930,786.39	25,704,393.16	176,441,505.36	-	150,349,494.64	-	-
Sub-Total: II. AUTOMATIC APPROPRIATIONS	93,806,325.81	56,930,786.39	25,704,393.16	176,441,505.36	-	150,349,494.64	-	-
PS	93,806,325.81	56,930,786.39	25,704,393.16	176,441,505.36	-	150,349,494.64	-	-
III. SPECIAL PURPOSE FUND								
Custom Duties	19,727,879.51	3,432,317.00	-	23,160,196.51	-	0.49	-	-
MOOE	19,727,879.51	3,432,317.00	-	23,160,196.51	-	0.49	-	-
Pension and Gratuity Fund	11,908,607,425.45	10,503,335,989.23	19,718,596,443.00	42,130,539,857.68	-	6,779,869,970.74	88,592,970.58	0.00
PS	11,908,607,425.45	10,503,335,989.23	19,718,596,443.00	42,130,539,857.68	-	6,779,869,970.74	88,592,970.58	0.00
Miscellaneous Personnel Benefits Fund	-	-	-	-	-	-	-	-
PS	-	-	-	-	-	-	-	-
Contingent Fund	-	-	-	-	-	-	-	-
MOOE	-	-	-	-	-	-	-	-
Calamity Fund	-	-	-	-	-	-	-	-
MOOE	-	-	-	-	-	-	-	-
Sub-Total: III. SPECIAL PURPOSE FUND	11,908,607,425.45	10,503,335,989.23	19,718,596,443.00	42,130,539,857.68	-	6,779,869,970.74	88,592,970.58	0.00
PS	11,908,607,425.45	10,503,335,989.23	19,718,596,443.00	42,130,539,857.68	-	6,779,869,970.74	88,592,970.58	0.00
MOOE	-	-	-	-	-	-	-	-
CO	-	-	-	-	-	-	-	-
GRAND TOTAL	49,594,143,480.02	55,336,082,635.79	63,667,412,356.31	168,597,638,472.12	15,304,471,430.00	47,653,892,022.68	7,173,699,051.88	1,758,154,019.32
PS	46,052,392,602.78	51,499,049,115.43	59,342,338,866.13	156,893,780,584.34	15,260,932,430.00	40,649,294,370.16	6,257,264,414.50	0.00
MOOE	3,533,346,813.58	3,721,121,119.90	4,300,246,430.02	11,554,714,363.50	26,689,000.00	4,661,093,918.75	916,434,637.38	670,098,277.37
CO	8,404,063.66	115,912,400.46	24,827,060.16	149,143,524.28	16,850,000.00	2,343,503,733.77	-	1,088,055,741.95
Recapitulation by OO:								
I. Agency Specific Budget	35,891,748,659.27	43,573,886,349.13	39,979,370,775.57	119,445,005,783.97	33,539,000.00	39,905,379,811.90	6,931,718,736.50	1,556,513,667.63
CRIME PREVENTION AND SUPPRESSION	35,530,811,287.00	43,237,416,078.26	39,549,191,158.11	118,317,418,523.37	33,539,000.00	39,293,757,560.67	6,872,457,263.56	1,515,906,652.40
CRIME INVESTIGATION PROGRAM	133,914,624.73	153,363,981.14	155,965,573.60	443,244,179.47	-	184,164,755.28	54,517,516.32	39,695,548.93
POLICE EDUCATION PROGRAM	227,022,747.54	183,106,289.73	274,214,043.87	684,343,081.14	-	427,457,495.95	4,743,956.62	911,466.29

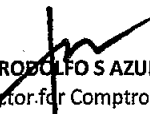
Certified Correct:


PCOL DINDO R. REYES
 Chief, Budget Division
 Directorate for Comptrollership

Certified Correct:


JOCELYN V. HINANAY
 Acting Chief, Accounting Division
 Directorate for Comptrollership

Approved by:


PMGEN ROBERTO S. AZURIN JR.
 The Director for Comptrollership
 Directorate for Comptrollership