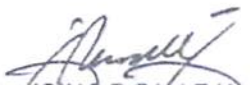


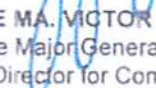
Form A-1  
PNP Performance Targets and Accomplishments  
CY 2019

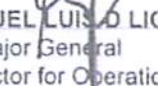
Organizational Outcome/Responsible Office	Performance Indicator 1	FY 2019 Target for Performance Indicator 1	FY 2019 Accomplishment for Performance Indicator 1	Performance Indicator 2	FY 2019 Target for Performance Indicator 2	FY 2019 Accomplishment for Performance Indicator 2	Performance Indicator 3	FY 2019 Target for Performance Indicator 3	FY 2019 Accomplishment for Performance Indicator 3
Police Operating Units Performance Indicators	Number of foot patrol operations conducted	To achieve 5% increase in the number of foot patrol operations as compared with previous year operations	Accomplished 12,905,715 foot patrols operations	Percentage change in National Index Crime Rate	To achieve 5% reduction in National Index Crime as compared with the previous year	Accomplished 22.65 change reduction (5.43-7.02 over 7.02 x 100)	Percentage of crime incidents responded within 15 minutes (in urban areas)	100% response calls for police assistance	Accomplished 434,891 out of 436,446 or 99.65% police assistance calls responded.
	Number of mobile patrol operations conducted	To achieve 5% increase in the number of foot patrol operations as compared with previous year operations	Accomplished 8,756,240 mobile patrols operations						

Prepared by:

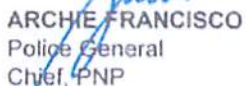
  
JONAS B CALLEJA  
Police Major General  
The Director for Plans

  
ELMO FRANCIS O SARONA  
Police Major General  
The Director for Investigation and Detective Management

  
JOSE MA. VICTOR DF RAMOS  
Police Major General  
The Director for Comptrollership

  
EMMANUEL LUIS D LICUP  
Police Major General  
The Director for Operations

Approved by:

  
ARCHIE FRANCISCO F GAMBOA  
Police General  
Chief, PNP