

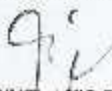
List of Agency Budget Matrix/Special Allotment Release Orders / Sub-Allotment Release Orders
As of MARCH 31, 2014

Annex A.1

Department: Department of Interior and Local Government
Agency/OU: Philippine National Police
Office
Fund: 101

No.	ABI/SARO/Sub-ARO No.	Date of ABM SARO/Sub-ARO	Fund Source Reg/SPP/etc.	Allotments				Sub-Allotment to Regions/Operating Units				Total Allotments
				PS	MOOE	CO	Total	PS	MOOE	CO	Total	
1	2	3	4	5	6	7	8=(5+6+7)	9	10	11	12=(9+10+11)	13=(8-12)
A. Allotments received from DBM												
	GAA	12/27/2014	REGULAR	61,274,285,000.00	7,345,782,000.00	2,928,964,000.00	71,747,031,000.00	319,220,768.07	223,492,391.16	107,000,000.00	649,713,159.23	71,097,317,840.77
	GAA	12/27/2014	REGULAR	118,880,000.00			118,880,000.00					118,880,000.00
	BMB-D-14-000007	01/14/2014	SPECIAL PURPOSE FUND	5,410,148,326.00			5,410,148,326.00					5,410,148,326.00
	BMB-D-14-000200	01/22/2014	SPECIAL PURPOSE FUND	7,924,928.00			7,924,928.00					7,924,928.00
	BMB-D-14-000200	05/22/2014	SPECIAL PURPOSE FUND	3,280,500.00			3,280,500.00					3,280,500.00
	BMB-D-14-000202	01/22/2014	SPECIAL PURPOSE FUND	109,459,837.00			109,459,837.00					109,459,837.00
	BMB-D-14-000203	01/22/2014	SPECIAL PURPOSE FUND	56,705,553.00			56,705,553.00					56,705,553.00
	BMB-D-14-000605	02/05/2014	SPECIAL PURPOSE FUND	9,146,866.00			9,146,866.00					9,146,866.00
	BMB-D-14-000624	02/05/2014	SPECIAL PURPOSE FUND	275,135,847.00			275,135,847.00					275,135,847.00
	BMB-D-14-000624	02/05/2014	SPECIAL PURPOSE FUND	272,625,782.00			272,625,782.00					272,625,782.00
	BMB-D-14-0001657	02/25/2014	SPECIAL PURPOSE FUND	364,559,206.00			364,559,206.00					364,559,206.00
	BMB-D-14-0001361	02/25/2014	SPECIAL PURPOSE FUND	439,154,547.00			439,154,547.00					439,154,547.00
	BMB-D-14-0002262	03/07/2014	SPECIAL PURPOSE FUND	291,217,095.00			291,217,095.00					291,217,095.00
	BMB-D-14-0002009	03/04/2014	SPECIAL PURPOSE FUND		36,000,000.00		36,000,000.00					36,000,000.00
	BMB-D-14-0002009	03/04/2014	SPECIAL PURPOSE FUND		218,989,000.00		218,989,000.00					218,989,000.00
	BMB-D-14-0002009	03/04/2014	SPECIAL PURPOSE FUND		22,473,000.00		22,473,000.00					22,473,000.00
	BMB-D-14-0002010-2055	03/04/2014	SPECIAL PURPOSE FUND		28,567,000.00		28,567,000.00					28,567,000.00
	BMB-D-14-0002575	03/12/2014	SPECIAL PURPOSE FUND	203,885,106.00			203,885,106.00					203,885,106.00
	BMB-D-14-0002650	03/13/2014	SPECIAL PURPOSE FUND	3,125,331.00			3,125,331.00					3,125,331.00
	BMB-D-14-0002320	03/10/2014	SPECIAL PURPOSE FUND	941,511,564.00			941,511,564.00					941,511,564.00
	BMB-D-14-0002833	03/14/2014	SPECIAL PURPOSE FUND	12,202,296.00			12,202,296.00					12,202,296.00
	BMB-D-14-0002950	03/8/2014	SPECIAL PURPOSE FUND	211,636,918.00			211,636,918.00					211,636,918.00
	BMB-D-14-0003241	03/24/2014	SPECIAL PURPOSE FUND	15,016,787.00			15,016,787.00					15,016,787.00
	BMB-D-14-0003280	03/25/2014	SPECIAL PURPOSE FUND	229,313,294.00			229,313,294.00					229,313,294.00
	BMB-D-14-0003282	03/25/2014	SPECIAL PURPOSE FUND	3,156,783.00			3,156,783.00					3,156,783.00
	BMB-D-14-0003456	03/27/2014	SPECIAL PURPOSE FUND		9,713,400.00		9,713,400.00					9,713,400.00
	Sub-total			70,252,371,570.00	7,869,524,400.00	2,928,964,000.00	81,040,859,970.00	319,220,768.07	223,492,391.16	107,000,000.00	649,713,159.23	80,391,146,810.77
Sub-allotments received from												
Central Office/Regional Office												
			REGULAR					(319,220,768.07)	(223,492,391.16)	(107,000,000.00)	(649,713,159.23)	
	Sub-Total											
	Total Allotments			70,252,371,570.00	7,869,524,400.00	2,928,964,000.00	81,040,859,970.00	319,220,768.07	223,492,391.16	107,000,000.00	649,713,159.23	81,040,859,970.00

Certified Correct:



EMMANUEL LOUIS D LICUP
Police Senior Superintendent
Budget Officer
Date: April 30, 2014

STATEMENT OF APPROPRIATIONS, ALLOTMENTS, OBLIGATIONS, DISBURSEMENTS AND BALANCES
As of the Quarter Ending 31 MARCH 2014


Department: Department of Interior and Local Government
Agency/Operating Unit: Philippine National Police
Region/Province/City/Consolidated Office:
Fund: 101

Particulars	Appropriations			Allotments			Current Year Obligations				
	Authorized Appropriation	Adjustments	Adjusted Appropriations	Allotments Received	Transfer To	Transfer From	Adjusted Total Allotments	1st Quarter ending March 31	2nd Quarter ending June 30	3rd Quarter ending Sept. 30	4th Quarter ending Dec. 31
1	2	3	(2+3)	5	6	7	8 = (5+6+7)	9	10	11	12
I. CURRENT YEAR BUDGET/APPROPRIATIONS											
A. AGENCY SPECIFIC BUDGET											
Personnel Services	61,274,285,000.00		61,274,285,000.00	61,374,285,000.00			61,374,285,000.00	15,917,940,848.00			
Maintenance & Other Operating Expenses	7,849,811,000.00		7,849,811,000.00	7,849,811,000.00			7,849,811,000.00	1,510,573,306.66			
Financial Expenses											
Capital Outlays	2,928,964,000.00		2,928,964,000.00	2,928,964,000.00			2,928,964,000.00	132,300,000.00			
B. SPECIAL PURPOSE FUNDS											
Miscellaneous Personnel Benefits Fund											
Personnel Services	941,511,564.00		941,511,564.00	941,511,564.00			941,511,564.00				
Pension and Gratuity Fund / Retirement Benefits Fund											
Personnel Services	7,917,695,006.00		7,917,695,006.00	7,917,695,006.00			7,917,695,006.00	7,762,114,156.52			
Priority Development Assistance Fund											
Maintenance & Other Operating Expenses											
Others (Contingent Fund)	9,713,400.00		9,713,400.00	9,713,400.00			9,713,400.00				
C. AUTOMATIC APPROPRIATIONS											
Retirement and Life Insurance Premium											
Personnel Services	118,880,000.00		118,880,000.00	118,880,000.00			118,880,000.00	9,477,937.92			
Customs Duties and Taxes											
Maintenance & Other Operating Expenses											
Others (please specify)											
TOTAL CURRENT YEAR BUDGET / APPROPRIATIONS	81,040,859,970.00		81,040,859,970.00	81,040,859,970.00			81,040,859,970.00	25,941,105,252.30			
II. PRIOR YEAR'S BUDGET/ CONTINUING APPROPRIATIONS											
D. UNRELEASED APPROPRIATION											
AGENCY SPECIFIC BUDGET											
Capital Outlays											
E. SPECIAL PURPOSE FUNDS											
Calamity Fund											
Maintenance & Other Operating Expenses											
Capital Outlays											
Priority Development Assistance Fund											
Maintenance & Other Operating Expenses											
F. UNDELEGATED ALLOTMENT											
Maintenance & Other Operating Expenses	424,680,454.56		424,680,454.56	424,680,454.56			424,680,454.56	74,257,850.64			
Capital Outlays	4,677,600,106.83		4,677,600,106.83	4,677,600,106.83			4,677,600,106.83	40,838,542.14			
TOTAL PRIOR YEAR'S BUDGET/ CONT. APPROPRIATIONS	5,102,280,561.39		5,102,280,561.39	5,102,280,561.39			5,102,280,561.39	115,096,392.78			
GRAND TOTAL	86,143,140,531.39		86,143,140,531.39	86,143,140,531.39			86,143,140,531.39	25,956,201,644.38			


Certified Correct:


EMMANUEL LUIS D. LICUP
Police Senior Superintendent
Budget Officer
Date: April 30, 2014

Approved By:


PDG ALAN UN P. PORISIMA
Chief, PIA
Date: April 30, 2014

Certified Correct:


JOCELYN V. HANAN, CPA
AC, Accounting Division
Date: April 30, 2014