

FORM A-1
PERFORMANCE INDICATORS AND TARGETS (ACCOMPLISHMENTS)


AGENCY: PHILIPPINE NATIONAL POLICE


MFOs/Responsible Office (1)	Performance Indicator 1 (Quantity) (2)	FY 2013 Target for Performance Indicator 1 (3)	FY 2013 Accomplishment for Performance Indicator 1 (4)	Performance Indicator 2 (Quality) (5)	FY 2013 Target for Performance Indicator 2 (6)	FY 2013 Accomplishment for Performance Indicator 2 (7)	Performance Indicator 3 (Timeliness) (8)	FY 2013 Target for Performance Indicator 3 (9)	FY 2013 Accomplishment for Performance Indicator 3 (10)	Remarks (11)
Major Final Outputs (MFOs)/Operations										
Police Operating Units PROs and NSUs	Number of foot and mobile patrol operations conducted	5% increase in the number of foot and mobile patrol operations conducted in previous year	As of November foot patrol - 5,068,485; mobile patrol - 4,625,872	Percentage change in crime rate*		38.96% National Index Crime Rate as of November 2013	Percentage of crime incidents responded within 15 minutes (in urban areas)	100% response calls for police assistance	303,063 out of 308,115 or 98.36% police assistance calls responded within 15 minutes as of November 2013	The police operating units are the actual "service delivery units" of the PNP which renders direct police operations to the public.


* The result of the ongoing and continuous conduct of validation of crime statistics reported by different Police Regional Offices (PRO) nationwide showed serious flaws in the reporting system undertaken by the PROs starting from the lowest chain — the police station. The validation showed a wide discrepancy of the validated figures from those that were reported to PNP-NHQ. It reveals the lack of appreciation and erroneous practice in reporting crimes that had been carried out through the years. For one thing, crime incidents punishable under the Revised Penal Code (RPC) and special laws, reported to the barangays and other law enforcement agencies has not been seriously recorded to form part of the total crime universe nationwide. Given the lack of standard/uniform procedure in the counting mechanism of recording crime incidents, the crime statistics for 2010-2012 cannot be totally relied upon for projecting crime trends. Consequently, the crime statistics for CY 2013 will be used as the baseline figure in the projection of crime statistics for CY 2014 onwards.

Prepared by:


ATTY NAPOLEON R ESTILLES, Ph.D, CEO VI
Police Director
The Director for Plans


FRANCISCO DON C MONTENEGRO, Ph.D
Police Director
The Director for Investigation and Detective Management


ROLANDO A PURUGGANAN
Police Director
The Director for Comptrollership


RICARDO C MARQUEZ
Police Chief Superintendent
The Acting Director for Operations

Approved by:


ALAN LA MADRID PURISIMA
Police Director General
Chief, PNP