


SUMMARY REPORT OF DISBURSEMENTS
For the Quarter Ending 30 September 2013
In Pesos


Department : Interior and Local Government
Agency/Operating Unit : Philippine National Police
Region/Province/City : Consolidated
Fund : 101

PARTICULARS	CURRENT YEAR BUDGET			PRIOR YEARS BUDGET			PRIOR YEARS OBLIGATIONS			GRAND TOTAL					
	PS	MOOE	CO	TOTAL	PS	MOOE	CO	TOTAL	PS	MOOE	CO	TOTAL			
(1)															
FIRST QUARTER															
Notice of Cash Allocation															
MDS Checks Issued	20,204,380,549.32	866,739,323.90		21,071,119,873.22	29,531,879.22	1,421,203.12	30,953,082.34	123,324,406.60	106,656,199.02	27,824,642.91	257,805,248.53	20,327,704,955.92	1,002,927,402.14	29,245,946.03	
Advice to Debit Account		167,806.84		167,806.84				72,025.58		129,437,211.65	129,509,237.23	72,025.58	167,806.84	129,437,211.65	
Tax Remittance Advices Issued	927,270,423.17	11,175,070.97		938,445,494.14	1,456,351.80	94,746.88	1,551,098.68	440,741.89	17,007,953.25	7,720,443.80	25,169,138.94	927,711,165.06	29,639,376.02	7,815,190.68	
Cash Disbursement Ceiling															
Non-Cash Availment Authority															
TOTAL	21,131,650,972.49	878,082,201.71		22,009,733,174.20	30,988,231.02	1,515,950.00	32,504,181.02	123,837,174.07	123,664,152.27	164,982,298.36	412,483,624.70	21,255,488,146.56	1,032,734,585.00	166,498,248.36	
SECOND QUARTER															
Notice of Cash Allocation															
MDS Checks Issued	23,017,998,518.24	1,603,621,949.95		24,621,620,468.19	9,424,835.43	585,000.00	10,009,835.43	595,635,032.83	30,658,866.08	183,848,705.22	810,142,604.13	23,613,633,551.07	1,643,705,651.46	185,505,208.99	
Advice to Debit Account		745,183.67		801,682.21	44,000.00		44,000.00			5,297,091.40	5,328,246.02	56,498.54	789,183.67	5,297,091.40	
Tax Remittance Advices Issued	931,422,690.33	48,257,571.98		979,680,262.31				31,154.62				931,453,844.95	48,257,571.98		
Cash Disbursement Ceiling															
Non-Cash Availment Authority															
TOTAL	23,949,477,071.11	1,652,624,705.60		25,603,173,916.48	9,468,835.43	585,000.00	10,053,835.43	595,666,187.45	30,658,866.08	189,145,796.62	815,470,850.15	24,545,143,894.56	1,692,752,402.11	190,803,300.39	
THIRD QUARTER															
Notice of Cash Allocation															
MDS Checks Issued	21,216,334,707.59	1,446,376,379.68		22,662,711,087.27	11,470,768.39	16,142,443.43	27,613,211.82	477,251,695.43	20,982,612.83	380,757,799.04	879,002,097.30	21,693,586,403.02	1,481,829,760.30	404,661,466.08	
Advice to Debit Account		873,747.73		1,372,416.16						21,505,787.27	21,585,344.65	498,668.43	873,747.73		
Tax Remittance Advices Issued	1,043,278,192.61	41,944,368.55		1,085,222,561.16	169,367.01	360,999.80	530,366.81	18,968.51	60,588.87			1,043,297,161.12	42,174,324.43	22,109,602.42	
Cash Disbursement Ceiling															
Non-Cash Availment Authority															
TOTAL	22,260,111,568.63	1,492,194,485.96		23,760,300,113.55	11,640,135.40	16,503,443.23	28,143,578.63	477,270,663.94	21,043,201.70	402,273,576.31	900,587,441.95	22,737,382,232.57	1,524,877,833.06	426,771,068.50	
FOURTH QUARTER															
TOTAL	67,341,240,248.23	4,022,901,403.27		9,065,552.73	71,373,207,204.23	52,097,201.85	18,604,383.23	70,701,598.08	1,196,774,025.46	175,366,220.05	756,401,671.29	2,128,541,916.80	68,538,014,273.69	4,250,364,825.17	784,071,617.25


Certified Correct


EMMANUEL LUIS D LUCIP
Police Senior Superintendent
Budget Officer
Date: October, 2013

Approved by:


PDG MARILYN P. PURISIMA
Chief PMU
Date: October 31, 2013

Certified Correct:


JOCELYN V. HINAY, CPA
Acting Chief, Accounting Division
Directorate for Comptrollership
Date: October 31, 2013