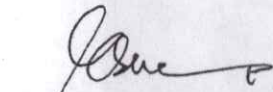




DIRECTORATE FOR INVESTIGATION AND DETECTIVE MANAGEMENT
CRIME RESEARCH ANALYSIS CENTER
STATISTICS ON CRIME INCIDENTS REFERRED/PROCESSED/GATHERED BY REPORTING POLICE OFFICE (PROs) PNP BLOTTER ONLY
Period Covered: JANUARY - MAY, 2018

PROs	INDEX CRIMES												TOTAL INDEX CRIMES	AVE MONTHLY INDEX CRIME RATE	TOTAL INDEX CRIMES CLEARED	INDEX CRIMES CLEARANCE EFFICIENCY (%)	TOTAL INDEX CRIMES SOLVED	INDEX CRIMES SOLUTION EFFICIENCY (%)	NON-INDEX CRIMES										TOTAL CRIME VOLUME	TOTAL CRIMES CLEARED	CRIMES CLEARANCE EFFICIENCY (%)	TOTAL CRIMES SOLVED	CRIME SOLUTION EFFICIENCY (%)	AVERAGE MONTHLY CRIME RATE
	AGAINST PERSONS					AGAINST PROPERTY													RECKLESS IMPRUDENCE RESULTING IN			VIOL OF SPECIAL LAWS	OTHER NON INDEX CRIMES	TOTAL NON INDEX CRIMES	TOTAL NON INDEX CRIMES CLEARED	TOTAL NON INDEX CRIMES SOLVED								
	MUR	HOM	PHY INJ	RAPE	TOTAL	ROB	THEFT	CARNAPPING		CATTLE RUSTLING	TOTAL	HOM							PHY INJ	DTP														
								MV	MC																									
1	112	31	456	145	744	108	331	4	52	10	505	1,249	4.80	864	69.18	562	45.00	229	2095	2943	3514	1129	9,910	9213	7991	11,159	10,077	90.30	8,553	76.65	42.91			
2	83	29	417	95	624	97	195	5	58	2	357	981	5.49	616	62.79	420	42.81	219	1226	1109	860	624	4,038	3399	2857	5,019	4,015	80.00	3,277	65.29	28.11			
3	192	44	642	416	1,294	480	759	19	253	7	1,518	2,812	4.85	2014	71.62	1341	47.69	323	3575	4539	3887	1509	13,833	12299	10815	16,645	14,313	85.99	12,156	73.03	28.88			
4A	427	80	842	380	1,729	575	1017	19	303	0	1,914	3,643	4.89	2284	62.70	1602	43.97	320	2784	4826	5827	1181	14,938	9376	8389	18,581	11,660	62.75	9,991	53.77	24.92			
4B	74	21	164	97	356	75	84	1	34	1	195	551	3.59	433	78.58	257	46.64	82	294	146	1792	243	2,557	2262	1983	3,108	2,695	86.71	2,240	72.07	20.27			
5	180	38	541	180	939	296	856	1	125	5	1,283	2,222	7.41	1118	50.32	747	33.62	149	2158	2777	2366	1208	8,658	7388	5619	10,880	8,506	78.18	6,366	58.51	36.28			
6	189	86	916	167	1,358	261	605	3	47	7	923	2,281	5.85	1223	53.62	1038	45.51	241	2037	3094	2430	1200	9,002	5475	5316	11,283	6,698	59.36	6,354	56.31	28.94			
7	253	61	1117	243	1,674	553	1435	6	179	4	2,177	3,851	10.06	2294	59.57	1951	50.66	177	3735	5460	5273	1679	16,324	14644	14108	20,175	16,938	83.96	16,059	79.60	52.72			
8	111	36	403	111	661	111	290	1	32	4	438	1,099	4.78	610	55.51	437	39.76	105	625	436	1091	307	2,564	1993	1693	3,663	2,603	71.06	2,130	58.15	15.95			
9	141	30	399	146	716	258	733	3	106	5	1,105	1,821	9.70	775	42.56	557	30.59	99	998	986	1144	573	3,800	2926	2614	5,621	3,701	65.84	3,171	56.41	29.93			
10	143	32	439	163	777	191	376	8	95	8	678	1,455	6.00	964	66.25	746	51.27	168	907	967	1875	685	4,602	3651	3108	6,057	4,615	76.19	3,854	63.63	24.97			
11	227	40	417	168	852	254	431	2	65	2	754	1,606	6.36	900	56.04	671	41.78	137	616	519	2560	515	4,347	3968	3712	5,953	4,868	81.77	4,383	73.63	23.58			
12	94	179	378	111	762	219	389	1	160	5	774	1,536	6.53	721	46.94	560	36.46	174	1614	1309	1952	483	5,532	4571	4179	7,068	5,292	74.87	4,739	67.05	30.06			
13	102	20	259	85	466	96	205	1	27	1	330	796	5.93	481	60.43	366	45.98	91	646	594	1366	408	3,105	2594	2328	3,901	3,075	78.83	2,694	69.06	29.04			
ARMM	147	15	147	15	324	26	24	2	28	4	84	408	2.14	95	23.28	56	13.73	22	90	30	317	175	634	420	350	1,042	515	49.42	406	38.96	5.45			
COR	28	14	160	60	262	53	121	5	20	1	200	462	5.19	364	78.79	266	57.58	46	608	1272	439	305	2,670	2206	2058	3,132	2,570	82.06	2,324	74.20	35.16			
NCR	332	109	1380	380	2,201	1087	2239	68	299	0	3,693	5,894	8.85	4199	71.24	3181	53.97	149	5903	31064	9091	4145	50,352	46315	36606	56,246	50,514	89.81	39,787	70.74	84.43			
GRAND TOTAL	2,835	865	9,077	2,962	15,739	4,740	10,090	149	1,883	66	16,928	32,667	6.26	19,955	61.09	14,758	45.18	2,731	29,911	62,071	45,784	16,369	156,866	132,700	113,726	189,533	152,655	80.54	128,484	67.79	36.32			
AMCR	0.54	0.17	1.74	0.57	3.02	0.91	1.93	0.03	0.36	0.01	3.24	6.26						0.52	5.73	11.89	8.77	3.14	30.06			36.32								


NUP Emmanueliza S de Guzman
Crime Registrar Luzon & Visayas Region

PREPARED BY:

NUP Fe N Saplagio
Crime Registrar NCR & Mindanao Region

NOTED BY:

PSINSP MARK ANTHONY R ANINGALAN
Chief, Crime Information Section/CRAC

**DIRECTORATE FOR INVESTIGATION AND DETECTIVE MANAGEMENT
CRIME RESEARCH ANALYSIS CENTER
STATISTICS ON CRIME INCIDENTS REFERRED/PROCESSED/GATHERED BY REPORTING POLICE OFFICE (PROs) PNP BLOTTER ONLY
Period Covered: JANUARY 1 - 31, 2018**

PROs	INDEX CRIMES											TOTAL INDEX CRIMES	AVE MONTHLY INDEX CRIME RATE	TOTAL INDEX CRIMES CLEARED	INDEX CRIMES CLEARANCE EFFICIENCY (%)	TOTAL INDEX CRIMES SOLVED	INDEX CRIMES SOLUTION EFFICIENCY (%)	NON-INDEX CRIMES										TOTAL CRIME VOLUME	TOTAL CRIMES CLEARED	CRIMES CLEARANCE EFFICIENCY (%)	TOTAL CRIMES SOLVED	CRIME SOLUTION EFFICIENCY (%)	AVERAGE MONTHLY CRIME RATE
	AGAINST PERSONS					AGAINST PROPERTY												RECKLESS IMPRUDENCE RESULTING TO			VIOL OF SPECIAL LAWS	OTHER NON-INDEX CRIMES	TOTAL NON-INDEX CRIMES	TOTAL NON-INDEX CRIMES CLEARED	TOTAL NON-INDEX CRIMES SOLVED								
	MUR	HOM	PHY INJ	RAPE	TOTAL	ROB	THEFT	CARRIAGE		CATTLE RUSTLING	TOTAL							HOM	PHY INJ	DTP													
1	31	9	83	29	162	15	54	0	10	3	82	234	4.50	156	66.67	104	44.44	52	390	528	542	177	1,689	1569	1343	1,923	1,725	89.70	1,447	75.25	36.98		
2	16	8	82	17	123	34	42	0	20	0	96	219	6.13	120	54.79	72	32.88	56	202	217	114	118	707	613	518	926	736	78.19	590	63.71	25.93		
3	33	12	137	86	268	109	142	5	73	0	329	597	5.14	408	68.34	280	46.90	70	764	861	780	281	2,736	2429	2132	3,333	1,837	55.12	2,412	72.37	28.71		
4A	82	14	182	95	373	141	209	6	76	0	432	805	5.40	538	66.83	340	42.24	71	538	907	765	239	2,520	1503	1245	3,325	2,041	61.38	1,588	47.76	22.29		
4B	10	5	32	21	68	14	21	0	4	1	40	108	3.52	89	82.41	44	40.74	16	62	34	143	49	304	257	209	412	346	83.98	244	59.22	13.44		
5	33	8	108	34	183	81	230	1	25	3	320	503	8.39	248	49.30	167	33.20	21	432	475	450	225	1,803	1362	1047	2,106	1,610	76.45	1,214	57.64	35.11		
6	35	16	138	32	221	54	101	1	10	1	167	388	4.98	219	56.44	178	45.88	50	375	807	478	227	1,735	999	960	2,123	1,218	57.37	1,138	53.60	27.23		
7	45	16	191	51	303	128	306	0	39	0	471	774	10.11	463	59.82	398	51.42	32	711	1014	780	276	2,825	2540	2477	3,599	3,003	83.44	2,875	79.88	47.02		
8	20	6	78	21	125	24	56	0	5	1	86	211	4.59	114	54.03	83	39.34	12	127	79	192	47	457	345	305	668	459	68.71	388	58.08	14.54		
9	39	6	74	37	166	67	153	1	29	0	250	406	10.81	160	39.41	115	28.33	11	221	190	222	112	759	572	496	1,166	732	62.83	611	52.45	31.02		
10	29	11	97	30	167	41	94	0	30	1	168	333	6.86	219	65.77	178	53.45	36	174	202	356	138	906	734	645	1,239	953	76.92	823	66.42	25.54		
11	39	8	106	40	193	65	90	0	11	0	166	359	7.11	210	58.50	159	42.62	33	174	93	503	124	884	797	725	1,243	1,007	81.01	878	70.84	24.62		
12	23	40	81	25	169	73	108	0	59	2	242	411	8.74	154	37.47	122	29.68	40	313	288	371	122	1,134	889	813	1,545	1,043	67.51	935	60.52	32.85		
13	20	3	42	18	83	36	46	1	12	0	95	178	6.62	88	49.44	72	40.45	18	120	102	220	66	525	416	371	704	504	71.59	443	62.93	26.20		
ARMM	32	3	20	4	59	9	5	2	8	0	24	83	2.17	21	25.30	9	10.84	6	12	4	51	30	103	65	58	186	86	46.24	87	36.02	4.87		
COR	10	3	25	18	56	11	25	1	3	0	40	96	5.39	72	75.00	51	53.13	11	129	245	66	64	815	401	377	611	473	77.41	428	70.05	34.29		
NCR	60	18	333	95	506	259	430	12	78	0	779	1,285	9.64	891	69.34	653	50.82	23	1,116	5,943	1,057	720	8,859	8,115	5,821	10,144	9,006	88.78	6,474	63.82	76.13		
GRAND TOTAL	557	186	1,809	653	3,205	1,139	2,112	30	492	12	3,785	6,990	6.70	4,170	59.66	3,019	43.19	561	5,817	11,789	7,078	3,017	28,262	23,606	19,536	35,252	27,776	78.79	22,555	63.98	33.77		
AMCR	0.83	0.18	1.73	0.63	3.07	1.09	2.02	0.03	0.47	0.01	3.63	6.70						0.54	5.57	11.29	6.78	2.89	27.08										

NOTE: Updated stats from PROs 4A, 4B, and 11 as of May 7, 2018

PREPARED BY:

[Signature]
NUP Emmanuel S. de Guzman
Crime Registrar Luzon & Visayas Region

[Signature]
NUP N. Saplagio
Crime Registrar NCR & Mindanao Region

VERIFIED BY:

[Signature]
NUP Arni P. Santos
Crime Registrar

NOTED BY:

[Signature]
PCINSP HERLYN KRISTINE P. LAZARO
Chief, Crime Information Section/CRAC

**DIRECTORATE FOR INVESTIGATION AND DETECTIVE MANAGEMENT
CRIME RESEARCH ANALYSIS CENTER
STATISTICS ON CRIME INCIDENTS REFERRED/PROCESSED/GATHERED BY REPORTING POLICE OFFICE (PROs) PNP BLOTTER ONLY
Period Covered: FEBRUARY 1 - 28, 2018**

PROs	INDEX CRIMES											TOTAL INDEX CRIMES	AVE MONTHLY INDEX CRIME RATE	TOTAL INDEX CRIMES CLEARED	INDEX CRIMES CLEARANCE EFFICIENCY (%)	TOTAL INDEX CRIMES SOLVED	INDEX CRIMES SOLUTION EFFICIENCY (%)	NON-INDEX CRIMES										TOTAL CRIME VOLUME	TOTAL CRIMES CLEARED	CRIMES CLEARANCE EFFICIENCY (%)	TOTAL CRIMES SOLVED	CRIME SOLUTION EFFICIENCY (%)	AVERAGE MONTHLY CRIME RATE
	AGAINST PERSONS					AGAINST PROPERTY												RECKLESS IMPRUDENCE RESULTING TO			VIOL OF SPECIAL LAWS	OTHER NON INDEX CRIMES	TOTAL NON INDEX CRIMES	TOTAL NON INDEX CRIMES CLEARED	TOTAL NON INDEX CRIMES SOLVED								
	MUR	HOM	PHY INJ	RAPE	TOTAL	ROB	THEFT	KIDNAPPING		CATTLE RUSTLING	TOTAL							HOM	PHY INJ	DTP													
1	22	5	93	31	151	27	59	0	11	1	98	249	4.79	184	65.86	106	42.57	42	403	498	882	174	1,999	1879	1660	2,248	2,043	90.89	1,708	78.56	43.23		
2	8	3	74	25	110	16	37	1	10	1	65	175	4.90	117	66.86	80	45.71	34	215	183	130	105	667	565	478	842	683	81.90	558	66.27	23.58		
3	38	4	119	75	236	91	147	3	40	1	282	518	4.46	382	73.75	257	49.81	61	684	825	705	275	2,550	2234	1987	3,008	2,718	85.27	2,244	73.14	28.43		
4A	78	15	155	70	318	130	215	3	58	0	404	722	4.84	479	66.34	336	46.54	65	488	860	1185	212	2,810	1802	1603	3,532	2,281	64.58	1,939	54.90	23.68		
4B	18	3	37	25	83	15	12	0	3	0	30	113	3.89	100	88.50	64	58.64	17	56	26	245	45	389	352	299	502	452	90.04	383	72.31	16.37		
5	22	7	89	30	148	68	180	0	32	1	281	429	7.15	177	41.26	123	28.67	25	421	505	492	202	1,645	1,359	1,049	2,074	1,838	74.06	1,172	56.51	34.58		
6	31	13	184	27	285	46	125	0	16	0	187	442	5.67	227	51.38	197	44.57	42	362	495	381	210	1,490	843	819	1,932	1,070	55.38	1,016	62.59	24.78		
7	47	15	204	50	316	105	314	2	33	0	484	770	10.06	482	62.80	403	52.34	33	637	1,099	937	309	3,006	2695	2585	3,776	3,177	84.14	2,988	79.13	49.34		
8	21	8	54	17	100	36	56	1	5	0	98	198	4.31	104	52.53	78	39.39	24	112	74	189	52	456	348	283	654	450	68.81	361	55.20	14.24		
9	25	3	55	25	108	53	158	1	18	2	230	338	9.00	115	34.02	77	22.78	27	170	186	176	85	644	503	441	982	618	62.93	618	62.75	26.15		
10	23	8	73	31	135	28	68	4	24	4	128	263	5.42	178	67.68	130	49.83	38	177	167	403	140	925	775	635	1,188	953	80.22	765	64.39	24.48		
11	39	3	82	43	167	48	90	0	18	1	157	324	6.42	181	55.86	139	42.90	21	118	97	594	102	932	883	839	1,266	1,064	84.71	978	77.87	24.88		
12	18	31	81	20	150	38	88	0	19	1	146	296	6.29	150	50.69	116	39.19	22	364	283	367	89	1,148	965	881	1,441	1,115	77.38	997	69.19	30.64		
13	12	5	49	11	77	20	33	0	5	0	58	135	5.02	51	40.00	61	45.11	12	138	134	256	97	637	497	418	772	678	74.87	479	62.05	28.73		
ARMM	28	1	31	2	62	5	7	0	7	2	21	83	2.17	15	22.89	13	15.66	4	25	5	58	31	123	84	65	206	103	50.00	78	37.86	5.39		
COR	2	2	39	17	60	14	28	2	6	0	50	110	6.17	86	78.18	59	53.64	4	104	284	55	60	487	386	361	697	472	79.06	420	70.35	33.51		
NCR	75	20	291	73	459	202	416	16	69	0	703	1,182	8.72	822	70.74	635	54.85	21	1,198	5,880	1,618	799	9,516	8,792	6,314	10,678	9,614	90.04	6,949	65.08	80.14		
GRAND TOTAL	807	148	1,710	572	2,935	942	2,033	33	370	14	3,392	6,327	6.06	3,964	61.07	2,874	45.42	512	5,677	11,572	8,673	2,987	29,421	24,960	20,717	35,748	28,824	80.63	23,591	65.99	34.25		
AMCR	0.49	0.14	1.64	0.55	2.81	0.90	1.95	0.13	0.35	0.01	3.25	6.06						0.49	5.44	11.09	8.31	2.86	28.19			34.25							

NOTE: Updated stats from PROs 4A, 4B, and 11, as of May 7, 2018

PREPARED BY:

NUP Emmanuel S de Guzman
Crime Registrar Luzon & Visayas Region

VERIFIED BY:

NUP Fernand Sapiago
Crime Registrar NCR & Mindanao Region

NOTED BY:

PCINSP HERLYN KRISTINE P LAZARO
Chief, Crime Information Section/CRAC

DIRECTORATE FOR INVESTIGATION AND DETECTIVE MANAGEMENT
CRIME RESEARCH ANALYSIS CENTER
STATISTICS ON CRIME INCIDENTS REFERRED/PROCESSED/GATHERED BY REPORTING POLICE OFFICE (PROs) PNP BLOTTER ONLY
Period Covered: MARCH 1 - 31, 2018

PROs	INDEX CRIMES												TOTAL INDEX CRIMES	AVE MONTHLY INDEX CRIME RATE	TOTAL INDEX CRIMES CLEARED	INDEX CRIME CLEARANCE EFFICIENCY (%)	TOTAL INDEX CRIMES SOLVED	INDEX CRIME SOLUTION EFFICIENCY (%)	NON-INDEX CRIMES										TOTAL CRIME VOLUME	TOTAL CRIMES CLEARED	CRIMES CLEARANCE EFFICIENCY (%)	TOTAL CRIMES SOLVED	CRIME SOLUTION EFFICIENCY (%)	AVERAGE MONTHLY CRIME RATE
	AGAINST PERSONS					AGAINST PROPERTY													RECKLESS IMPRUDENCE RESULTING TO			VIOL OF SPECIAL LAWS	OTHER NON-INDEX CRIMES	TOTAL NON-INDEX CRIMES	TOTAL NON-INDEX CRIMES CLEARED	TOTAL NON-INDEX CRIMES SOLVED								
	MUR	HON	PHY INJ	RAPE	TOTAL	ROB	THEFT	CARNAPPING		CATTLE RUSTLING	TOTAL	HOM							PHY INJ	DTP														
								MV	MC																									
1	26	7	120	24	177	27	88	1	9	1	124	301	5.79	208	68.44	132	43.85	51	435	676	678	178	2,018	1870	1605	2,319	2,076	89.52	1,732	74.90	44.59			
2	19	7	81	20	127	11	40	1	8	1	61	188	5.28	120	63.83	87	46.28	41	272	217	157	94	781	636	546	969	754	78.12	633	65.33	27.13			
3	48	10	120	86	264	106	173	2	48	4	333	897	5.14	416	69.88	284	47.57	59	811	976	747	285	2,878	2547	2268	3,476	2,983	86.27	2,552	73.44	29.94			
4A	99	17	175	85	356	95	196	3	44	0	337	893	4.65	404	58.30	308	44.44	60	629	1022	1314	240	3,265	1856	1695	4,088	2,280	57.10	2,003	50.61	26.54			
4B	16	4	37	20	77	17	12	0	10	0	39	116	3.78	89	76.72	62	53.45	13	79	32	322	36	482	410	372	598	499	83.44	434	72.58	19.50			
5	42	3	96	40	181	62	152	0	26	0	240	421	7.02	218	51.78	147	34.92	32	483	804	489	253	1,881	1,584	1191	2,282	1,802	78.97	1,338	58.63	38.05			
6	47	18	216	36	317	58	125	0	6	3	190	507	6.50	260	51.28	225	44.38	49	448	618	497	269	1,881	1,087	1059	2,388	1,347	56.41	1,284	53.77	30.62			
7	60	14	217	39	330	112	307	2	41	1	463	793	10.36	443	55.86	385	48.55	36	792	1116	1115	330	3,439	3089	2964	4,232	3,532	83.48	3,349	79.14	55.29			
8	15	6	96	17	134	19	64	0	4	1	88	222	4.83	111	50.00	78	35.14	29	128	100	245	87	567	411	333	789	522	66.16	411	52.09	17.17			
9	31	7	88	26	152	48	139	1	22	0	210	362	9.64	166	45.86	110	30.39	23	192	175	288	94	772	600	541	1,134	766	67.55	651	57.41	30.19			
10	30	9	92	37	168	45	84	2	20	1	162	320	6.60	208	65.00	164	51.85	33	212	201	381	118	945	740	641	1,265	948	74.94	805	63.84	26.07			
11	45	7	86	28	166	42	96	0	6	0	144	310	6.14	176	56.77	186	43.87	21	130	94	562	100	907	826	772	1,217	1,002	82.33	908	74.61	24.10			
12	22	42	75	24	163	37	58	0	21	0	114	277	5.89	131	47.29	99	35.74	29	334	270	429	89	1,151	963	889	1,428	1,094	76.61	968	67.79	30.36			
13	20	4	61	18	103	14	47	0	4	1	66	169	6.29	93	38.58	65	40.23	19	145	136	289	88	677	544	491	846	643	76.00	559	66.08	31.48			
ARMM	28	3	38	4	73	3	4	0	4	1	12	88	2.22	16	18.82	10	11.76	2	12	9	60	39	122	80	64	207	96	46.38	74	35.75	5.42			
COR	5	2	28	4	39	14	25	1	3	0	43	62	4.60	62	75.81	46	58.10	8	138	261	64	64	555	471	437	637	533	83.67	483	75.82	35.75			
NCR	82	34	258	89	463	229	457	13	42	0	741	1,204	9.04	875	72.87	888	56.98	35	1,264	6,539	2,189	764	10,791	10,102	7,439	11,995	10,977	91.51	8,125	67.74	90.03			
GRAND TOTAL	835	194	1,884	577	3,290	937	2,062	26	316	14	3,367	6,647	6.37	4,000	60.18	3,027	45.54	540	6,502	13,046	9,896	3,108	33,092	27,816	23,287	39,739	31,816	80.06	26,314	66.22	38.07			
AMCR	0.61	0.19	1.80	0.55	3.15	0.90	1.98	0.12	0.30	0.01	3.22	6.37						0.52	6.23	12.60	9.48	2.98	31.70			38.07								

NOTE: Updated stats from PROs 4A, 4B, and 11 as of May 7, 2018

PREPARED BY:

NUP Emmanuella S. d. Guzman
 Crime Registrar Luzon & Visayas Region

NUP P. N. Saplago
 Crime Registrar NCR & Mindanao Region

VERIFIED BY:

NUP Aivi P. Santos
 Crime Registrar

NOTED BY:

PCINSP HERLYN KRISTINE P. LAZARO
 Chief, Crime Information Section/CRAC

**DIRECTORATE FOR INVESTIGATION AND DETECTIVE MANAGEMENT
CRIME RESEARCH ANALYSIS CENTER
STATISTICS ON CRIME INCIDENTS REFERRED/PROCESSED/GATHERED BY REPORTING POLICE OFFICE (PROs) PNP BLOTTER ONLY
Period Covered: JANUARY - APRIL, 2018**

PROs	INDEX CRIMES												TOTAL INDEX CRIMES	AVE MONTHLY INDEX CRIME RATE	TOTAL INDEX CRIMES CLEARED	INDEX CRIMES CLEARANCE EFFICIENCY (%)	TOTAL INDEX CRIMES SOLVED	INDEX CRIMES SOLUTION EFFICIENCY (%)	NON-INDEX CRIMES					TOTAL CRIME VOLUME	TOTAL CRIMES CLEARED	CRIMES CLEARANCE EFFICIENCY (%)	TOTAL CRIMES SOLVED	CRIME SOLUTION EFFICIENCY (%)	AVERAGE MONTHLY CRIME RATE			
	AGAINST PERSONS					AGAINST PROPERTY													RECKLESS IMPRUDENCE RESULTING TO			VIOL OF SPECIAL LAWS	OTHER NON INDEX CRIMES							TOTAL NON INDEX CRIMES	TOTAL NON INDEX CRIMES CLEARED	TOTAL NON INDEX CRIMES SOLVED
	MUR	HOM	PHY INJ	RAPE	TOTAL	ROB	THEFT	KIDNAPPING		CATTLE RUSTLING	TOTAL	NOM							PHY INJ	DTP												
1	95	24	370	124	613	84	286	1	37	8	396	1,009	4.85	686	67.99	442	43.81	191	1676	2337	2808	819	7,831	7267	6281	8,840	7,963	89.97	6,723	76.05	42.50	
2	63	21	321	81	486	76	151	2	47	2	278	764	5.35	481	62.96	321	42.02	175	956	864	831	444	3,070	2578	2166	3,834	3,099	79.79	2,487	64.87	26.84	
3	180	30	507	319	1,016	407	602	13	204	6	1,232	2,248	4.84	1593	70.88	1085	48.27	258	2933	3805	3040	1179	11,013	9713	8572	13,241	11,308	85.26	9,657	72.82	28.58	
4A	349	65	658	290	1,362	472	820	14	229	0	1,636	2,897	4.88	1813	62.58	1283	44.29	253	2225	3808	4474	902	11,862	8967	6207	10,599	8,780	80.31	7,490	51.45	24.40	
4B	58	16	141	76	291	55	60	0	26	1	142	433	3.53	340	78.52	209	48.27	67	254	129	1211	163	1,824	1551	1088	2,257	1,891	83.78	1,572	69.65	18.40	
5	134	28	404	138	704	255	708	1	107	4	1,075	1,779	7.41	873	49.07	592	33.28	109	1739	2145	1888	927	6,008	3778	4416	8,587	6,651	77.45	5,006	58.32	35.79	
6	155	66	719	130	1,070	201	483	2	40	5	731	1,801	5.77	963	53.47	818	45.42	190	1619	2413	1877	950	7,048	4164	4050	8,860	5,127	57.93	4,868	55.01	28.37	
7	201	52	858	181	1,292	446	1185	4	148	4	1,787	3,079	10.06	1813	58.88	1559	50.83	141	2932	4355	4094	1293	12,812	11511	11078	16,891	13,324	83.85	12,635	79.51	51.91	
8	82	27	305	79	493	94	248	1	20	2	386	658	4.87	482	53.85	334	38.93	81	484	837	891	237	2,040	1570	1328	2,898	2,032	70.12	1,662	57.35	15.77	
9	121	24	306	123	574	210	607	3	87	5	912	1,486	9.89	629	42.33	448	30.01	141	1,190	764	941	404	2,983	2311	2055	4,489	2,940	65.79	2,501	55.96	29.75	
10	112	31	353	132	628	156	317	8	84	6	571	1,199	6.18	794	68.22	617	51.48	130	743	739	1515	515	3,642	2905	2482	4,841	3,699	76.41	3,099	64.82	24.94	
11	181	28	340	143	690	197	356	0	46	1	600	1,290	6.39	740	57.36	553	42.87	108	490	399	2140	426	3,653	3245	3040	4,843	3,985	82.28	3,593	74.19	23.98	
12	80	156	310	82	628	182	315	1	122	3	623	1,251	6.85	580	46.36	438	35.09	142	1324	1101	1820	385	4,572	3788	3464	5,823	4,368	75.01	3,903	67.03	30.95	
13	71	16	207	62	356	82	173	1	22	1	279	635	5.91	371	58.43	281	44.25	68	525	492	1082	339	2,806	2043	1819	3,141	2,414	76.86	2,100	66.85	28.23	
ARMM	117	12	110	14	253	20	22	2	25	3	72	325	2.93	76	24.00	43	13.85	19	71	27	251	129	497	335	276	822	413	50.24	321	39.05	5.38	
COR	25	11	125	49	210	45	92	5	15	1	168	368	5.16	285	77.45	205	55.71	37	480	1032	301	236	2,086	1715	1603	2,454	2,000	81.50	1,808	73.88	34.43	
NCR	287	93	1113	311	1,784	667	1750	54	243	5	2,914	4,698	6.81	3342	71.14	2575	54.81	115	4706	24402	7052	3148	39,423	36599	26758	44,121	39,941	90.53	29,333	66.48	82.78	
GRAND TOTAL	2,271	698	7,147	2,334	12,450	3,849	8,155	112	1,503	52	13,670	25,120	6.26	15,843	60.65	11,804	45.19	2,166	23,947	48,949	35,813	12,496	123,371	104,040	86,956	149,491	119,883	80.19	98,760	66.06	35.81	
AMCR	0.54	0.17	1.71	0.86	2.98	0.92	1.95	0.33	0.36	0.01	3.27	6.26						0.52	5.74	11.72	8.58	2.99	29.55		35.81							

UNLAWFUL USE OR ALTERING THE DATA IS PUNISHABLE

PREPARED BY:
NUP Emmanuel S de Guzman
Crime Registrar Luzon & Visayas Region

VERIFIED BY:
NUP N Sapioglo
Crime Registrar NCR & Mindanao Region

NOTED BY:
NUP Ami P Santos
Crime Registrar

NOTED BY:
PCINSP HERLYN KRISTINE P LAZARO
Chief, Crime Information Section/CRAC

**DIRECTORATE FOR INVESTIGATION AND DETECTIVE MANAGEMENT
CRIME RESEARCH ANALYSIS CENTER
STATISTICS ON CRIME INCIDENTS REFERRED/PROCESSED/GATHERED BY REPORTING POLICE OFFICE (PROs) PNP BLOTTER ONLY
Period Covered: APRIL 1 - 30, 2018**

PROs	INDEX CRIMES												TOTAL INDEX CRIMES	AVE MONTHLY INDEX CRIME RATE	TOTAL INDEX CRIMES CLEARED	INDEX CRIMES CLEARANCE EFFICIENCY (%)	TOTAL INDEX CRIMES SOLVED	INDEX CRIMES SOLUTION EFFICIENCY (%)	NON-INDEX CRIMES										TOTAL CRIME VOLUME	TOTAL CRIMES CLEARED	CRIMES CLEARANCE EFFICIENCY (%)	TOTAL CRIMES SOLVED	CRIME SOLUTION EFFICIENCY (%)	AVERAGE MONTHLY CRIME RATE
	AGAINST PERSONS					AGAINST PROPERTY													RECKLESS IMPRUDENCE RESULTING TO			VIOL OF SPECIAL LAWS	OTHER NON INDEX CRIMES	TOTAL NON INDEX CRIMES	TOTAL NON INDEX CRIMES CLEARED	TOTAL NON INDEX CRIMES SOLVED								
	MUR	HOM	PHY INJ	RAPE	TOTAL	ROB	THEFT	CARNAPPING		CATTLE RUSTLING	TOTAL	NON							PHY INJ	DTP														
1	16	3	74	40	133	15	67	0	7			3	92	225	4.33	160	71.11	100	44.44	46	448	635	706	290	2,125	1949	1673	2,350	2,109	89.74	1,773	75.45	45.19	
2	20	3	84	19	126	15	32	0	9	0	56	182	5.10	124	68.13	82	45.05	44	267	247	230	127	915	764	624	1,097	889	80.82	706	64.36	30.72			
3	41	4	131	72	248	101	140	3	43	1	288	536	4.62	387	72.20	264	49.25	66	674	943	828	338	2,849	2503	2185	3,305	2,590	85.38	2,449	72.35	29.16			
4A	90	19	146	60	315	108	201	2	53	0	362	677	4.54	392	57.90	299	44.17	57	570	1019	1210	211	3,067	1806	1661	2,734	2,198	68.71	1,960	62.35	25.10			
4B	14	4	35	10	63	9	15	0	9	0	33	96	3.13	62	64.58	39	40.83	21	57	37	501	33	649	536	492	745	584	79.73	531	71.28	24.30			
5	37	10	111	34	192	64	146	0	24	0	234	426	7.10	230	53.99	155	38.36	31	403	561	457	247	1,809	1,473	1129	2,125	1,703	80.14	1,284	60.42	35.43			
6	42	19	181	35	277	45	132	1	8	1	187	464	5.95	257	55.39	218	46.98	49	434	693	523	244	1,943	1,235	1,212	2,407	1,482	61.99	1,430	59.41	30.87			
7	49	7	246	41	343	103	258	0	35	3	399	742	9.69	425	57.28	373	50.27	40	792	1135	1199	376	3,542	3187	3050	4,284	3,612	84.31	3,423	79.90	55.97			
8	26	7	77	24	134	15	72	0	6	0	93	227	4.94	133	58.59	95	41.85	16	124	184	265	71	560	468	407	787	601	76.37	502	63.79	17.13			
9	26	8	89	35	168	42	157	0	20	3	222	380	10.12	188	49.47	144	37.89	20	207	213	255	113	808	636	577	1,188	824	69.36	721	60.69	31.63			
10	30	3	91	34	168	42	71	2	10	0	125	283	5.83	189	66.78	145	51.24	23	180	169	375	119	866	656	561	1,149	845	73.54	706	61.44	23.68			
11	58	8	66	32	164	42	80	0	11	0	133	297	5.88	173	58.25	123	42.09	33	101	115	481	100	830	739	704	1,127	912	80.92	829	73.56	22.32			
12	17	43	73	13	146	34	83	1	23	0	121	267	5.68	145	64.31	102	38.20	11	313	260	453	85	1,142	971	901	1,409	1,116	79.21	1,003	71.19	29.96			
13	19	4	55	15	93	12	47	0	1	0	60	153	5.69	113	77.32	86	52.23	19	122	120	317	88	666	586	539	819	689	84.13	619	75.58	30.48			
ARMM	29	5	21	4	59	3	8	0	6	0	15	74	1.94	22	29.73	13	17.57	7	22	9	82	29	149	106	89	223	128	57.40	102	46.74	6.84			
COR	8	4	33	10	55	6	14	1	3	1	25	80	4.49	85	81.25	49	61.25	14	109	262	96	48	529	457	428	609	522	85.71	477	78.33	34.18			
NCR	50	21	231	54	356	177	447	13	54	0	661	1,047	7.86	754	72.02	601	57.40	36	1,128	6,040	2,188	865	10,257	9,590	7,184	11,304	10,344	91.51	7,785	68.87	84.84			
GRAND TOTAL	872	172	1,744	532	3,020	831	1,948	23	323	12	3,136	6,156	5.90	3,809	61.87	2,894	46.85	553	5,961	12,542	10,156	3,384	32,596	27,658	23,416	38,752	31,467	81.20	26,300	67.87	37.13			
AMCR	0.55	0.16	1.67	0.51	2.89	0.80	1.87	0.32	0.31	0.01	3.00	5.90						0.53	5.70	12.02	9.74	3.24	31.23		37.13									

OR ALTERING THE DATA IS PUNISHABLE

PREPARED BY:
NUP Emmasuelita S. Guzman
Crime Registrar Luzon & Visayas Region

VERIFIED BY:
NUP Fe N Saplagio
Crime Registrar NCR & Mindanao Region

NOTED BY:
NUP Aivi P Santos
Crime Registrar

NOTED BY:
PCINSP HERLYN KRISTINE P LAZARO
Chief, Crime Information Section/CRAC