

STATUS OF IMPLEMENTATION OF MAJOR PROGRAMS/PROJECTS
PNP OPERATIONS PROGRAMS
(January to December 2015)

.....

Anti-Criminality

On *crime prevention*, patrolling as the backbone of policing is being institutionalized with the systematic downloading of personnel from national, regional, and provincial offices to the police stations. Managing Police Operations @ Lambat-Sibat has been proven effective in the pilot regions namely: NCR, Region 3, and Region 4A with cascading activities being sustained for its nationwide implementation.

Lambat-Sibat

SOP Number ODO-2015-001 Lambat-Sibat, implemented on February 13, 2015, prescribes the principles, guidelines and procedures to be strictly followed by Chiefs of Police (COPs) or Station Commanders (SCs) in managing police operations with the primary goal of reducing crime, improving public safety, and contributing to the improvement of quality of life in their respective AORs.

Average Monthly Crime Rate (AMCR) for January to December 2015 registered a decrease of 4.27 from 59.79 to 55.52 from that of last year. Crime Solution Efficiency (CSE) increased by 7.81% from 43.55% to 51.36%. The national Average Monthly Index Crime Rate (AMICR) was reduced by 5.24 from 21.75 to 16.51.

The reduction of AMICR could be attributed to the PNP's intensified police presence on the streets through the implementation of **Lambat-Sibat**, and various anti-crime efforts and strategies.

Law Enforcement

46% increase in the number of drug cases filed in court

Resulting from the **anti-illegal drug** operations conducted nationwide were the 50.56% and 46.22% increases in the number of persons arrested from 28,360 to 42,700 as compared to the same period of last year and the number of drug cases filed in court from 24,052 to 35,169. The 27,349 operations conducted also resulted in the confiscation of drugs with an estimated street value of Php5.7 Billion. Among the notable accomplishments include the following:

DISMANTLING OF SHABU LABORATORY/WAREHOUSE			
Suspects	Illegal Drugs Seized	Estimated Street Value	Place and Date of Arrest
Cherry Boy C Abapo Jr, former Mayor of San Fernando, Masbate, Lester S Abapo, Lovely S Abapo, Fernando S Bravante, Anton DL Abella, Isagani Arnel V Irena and PO1 Aaron V Abapo	109.5 grams of shabu, 14,241 grams of ephedrine, undetermined volume of Controlled Precursors and Essential Chemicals (CPECs) and laboratory equipment used in the manufacture of shabu	Php29.9 million	Secret Garden Resort Nursery Road, Masbate City February 14, 2015
BUY-BUST/RAIDS AND SEARCHES OPERATIONS			
Suspects	Illegal Drugs Seized	Estimated Street Value	Place and Date of Arrest
Reyniel Diaz Macahidhid @ Dodong	10 kilograms of shabu	Php 50 million	Sunshine Mall, Open Parking, FTI, Taguig City December 12, 2015
Chiu Chien Chun @Chiu/Qui Jan Jiun, Chinese National	10 kilograms of shabu	Php 50 million	Diokno Blvd., corner Coral Way, Mall of Asia Arena, Brgy 76, Pasay City December 12, 2015
Six suspects	1 kilogram of shabu, 2 kgs ephedrine, and 15 sacks caustic soda	Php19.5 million	Elmar St., Brgy Centro, Samok Samok, Sta. Ana, Cagayan December 16, 2015
Two Female caretakers	1 kilogram of shabu and 13 kgs ephedrine	Php19.4 million	Sampaguita St., Tomas Subd., BF Homes, Las Piñas City December 16, 2015
Four male Chinese Nationals and Filipino Chinese	10 kilograms of shabu	Php50 million	Along Congressional Avenue, Quezon City October 15, 2015
Mikko Tiu Tan	20 kilograms of shabu	Php100 million	Brgy.Sta Monica Quezon City September 30, 2015
No suspects arrested	13.63 kilograms of shabu	Php68 million	Along Roxas Blvd. cor Gil Puyat, Pasay City September 25, 2015
Zhou Jiangou (Chinese National)	15 kilograms of shabu	Php30 million	Along Roxas Blvd., cor. Gil Puyat Ave., Pasay City September 30,2015

Gary Go y Ong @ Edgar Yu y Tan and Sierralyn Borromeo y Cabarrubias @Louren Cuenco y Dela Cerna	40 kilograms of shabu	Php200 million	West Ave. corner Bulacan St., Brgy., PhilAm, Quezon City June 11,2015
Marible Ibo Arcenal and Eduardo B Arcenal	2.25 kilograms of shabu	Php23.6 million	Sitio Calcalan, Brgy. Poblacion, San Remegio, Bogo City, Cebu May 2,2015
Chua Kevin Ang, Wang Zhi Gui (both Fil-Chinese), Pangandag Al-Insan, Permal Michelle Angot	10 kilograms of shabu	Php50 million	Along Rosa Alvera St., near corner C.P. Garcia St., Xavierville Subdivision, Brgy. Loyola Heights, Quezon City January 30, 2015
Hania Ampaso	2.1 kilograms of shabu	Php25 million	Brgy. Ong Yiu, Butuan City, Agusan del Sur January 22, 2015
Danilo Pineda	38.65 kilograms of shabu	Php195 million	PAIR PAGS Cargo Center, Ninoy Aquino Ave., Brgy., Sto Niño, Parañaque City January 5, 2015

MARIJUANA PLANTS UPROOTED AND DESTROYED

Volume of MJ Plants	Estimated Street Value	Place and Date
300 kilograms of dried marijuana leaves in brick form and 50 kilograms of marijuana stalks	Php13.7 million	Sitio Tableo, Badeo, Kibungan, Benguet May 15, 2015
18,682 pcs fully grown marijuana plants	Php3.7 million	Brgy Bayong, Balamban MPS, Cebu April 10,2015
42,000 fully grown marijuana plants, 38,000 grams dried marijuana leaves, 373,000 grams dried marijuana stalks, 250 grams marijuana seeds, 4,300 marijuana seedlings	Php62.7 million	Sitios Ampana, Lokok, Tebteb, Lebeng at Brgy.Badeo, Sitios Lanipew, Asob, Nakeng, Dalipey, Bekes, Bua, Culiang in Brgy. Kibungan and Sitio Balbanag, in Brgy Tacadang, all in Benguet Province March 2 -6, 2015 and March 8 - 10,2015

3% reduction in carnapping incidents

Carnapping incidents were reduced by 3% from 13,284 to 12,900 and out of the reported 12,900 carnapping incidents, 1,882 vehicles were recovered registering

a recovery efficiency of 15%. In addition, 1,317 suspects were arrested and 1,045 cases were filed in courts.

17% increase in criminal cases filed

One hundred five **criminal gangs** were disbanded, 1,062 criminal gang members were arrested and 37 were killed during police operations. Cases filed in court on these campaigns increased by 17% from 513 to 602.

27 Top Most Wanted Persons Neutralized

The crackdown on the country's **Top Most Wanted Persons** (TMWPs) with monetary rewards for their capture resulted in the neutralization of 27 TMWPs. Significant accomplishment on this campaign was the killing of international terrorist ZULKIFLI BINHIR @ "MARWAN" during a high- risk operation through the service of a warrant of arrest on January 25, 2015 in Brgy. Pidsandawan, Mamasapano, Maguindanao. Among the top most wanted persons arrested were:

Top Most Wanted Persons	Date	Reward
Mario Joel T Reyes	September 25, 2015	Php2,000,000.00
Mario T Reyes Jr	September 20, 2015	2,000,000.00
Tomas Estlydes Dimacuha Jr	March 4, 2015	400,000.00
Gary Lucena	January 31, 2015	200,000.00
Constancio Cobitan Devanadero	July 15, 2015	200,000.00
Renato Ragsak Chua	July 28, 2015	200,000.00
Rudy Maupo Flores	September 5, 2015	200,000.00

On **other wanted persons**, 41,557 were arrested, 539 surrendered and 34 were killed during police operations.

16% increase in the confiscation, recovery and surrender of loose firearms for violation of RA 10591

Accomplishments in the confiscation, recovery and surrender of **loose firearms** increased by 16% from 10,091 to 11,711, arrests of 8,736 persons and filed 6,010 cases in court for violation of RA 10591.

36% decrease in anti- illegal gambling cases reported

Anti-illegal gambling cases decreased by 36% from 9,992 to 6,352. In the 16,293 operations conducted, 10,637 persons and one financier were arrested, Php7 million worth of cash and articles were confiscated and 4,536 cases were filed in court.

24% decrease in kidnapping

Kidnapping incidents reduced by 24% from 50 to 38 on the same period covered with that of last year. Of the 38 incidents, 20 cases were solved. Also, 42

suspects were neutralized during police operations. Notable accomplishment on this campaign was the safe rescue of kidnap victim Jason D. Chan, 14 years old on February 17, 2015 in Barangay Silet, San Juan, Abra and the neutralization of three suspects identified as Ademar Hilario @ Mario, Edison Salvador @ Boyet, and Eduardo Salvador @ Lando.

13% increase on anti- illegal logging operations

Operations against **illegal logging** increased by 13% from 22,499 to 25,386 which resulted in the recovery of 1,696,737 board feet of logs/lumber worth Php50,930,131, arrest of 1,705 persons and filing of 256 cases in court.

26% increase in person arrested on anti-illegal fishing

Thirteen thousand five hundred sixty-seven persons were arrested on **anti-illegal fishing operations** which is higher by 26% compared with the 10,767 persons arrested for the same period last year, 558 cases were filed in court and Php267 million worth of fish and fishing paraphernalia were confiscated.

45% reduction in smuggling/piracy incidents

Through the effective inter-agency coordination and operations, smuggling/piracy incidents was reduced by 45% from 94 to 52. The 4,834 operations conducted resulted in the confiscation of Php53.8 million worth of goods, arrest of 79 persons and filing of 4 cases in court. Other cases were referred to Bureau of Customs.

Internal Security Operations and Counter-Terrorism

The PNP's Internal Security Operations (ISO) is built on a strong partnership and collaboration with the AFP.

Intensified Internal Security Operations. Internal Security Operations were intensified to address threats of the CNN and other armed groups by capacitating the PNP Public Safety Forces (PSFs) to make them more efficient in performing their mandate. Eight strategic components are being implemented, namely:

1. Efficient Utilization of the PNP Public Safety Forces;
2. Capacitating the PNP Public Safety Forces;
3. Adherence to Intelligence-Driven Operations;
4. Development and Implementation of an Integrated Response System;
5. Intensification of Legal Offensive;
6. Conduct of Comprehensive Information Operation;
7. Strengthening Partnership with the AFP and Other Law Enforcement Agencies; and
8. Establishment of Review and Evaluation Mechanism.

Joint Peace and Security Coordinating Center (JPSCC). The JPSCCs held 113 regional, 761 provincial and 146 city level meetings during the period. These JPSCCs were created at the national, regional, provincial, and independent city levels to ensure unity of efforts between the military and the police in addressing all peace and security concerns.

54% increase in the number of firearms confiscated/surrendered/recovered from CNN

The PNP figured in 13 government-initiated encounters that resulted in five NPA killed, four captured, and two wounded in police operations, while 29 light weapons and small arms were confiscated. In other operations against the NPA, 14 surrendered and 29 were arrested while 14 light weapons and small arms were also confiscated. A total of 43 firearms were confiscated/surrendered/recovered from CNN which is 54% higher than the 28 firearms confiscated/surrendered/recovered from the same period of last year. Notable accomplishments in this campaign were the arrests of the following:

* Miguel Elope Omayao Jr. @ Jhon-Jhon Elope on February 5, 2015 in Lacson Street, Bacolod City, Negros Occidental. He had a warrant of arrest for multiple murder, quadruple frustrated murder, and damage to government property with a reward of Php 550,000.00 for his capture.

* Rodrigo Enanyog Tayasan on April 19, 2015 in Purok 2, Brgy. Sta Fe, Piñan, Zamboanga del Norte. He had a warrant of arrest for multiple murder, quadruple frustrated murder, and damage to government property with a reward of Php 300,000.00 for his capture.

31% increase in the number of SPSG members Arrested/Killed/Surrendered (AKS)

Eight government-initiated encounters against SPSGs were reported for the period that resulted in one SPSG killed and five captured in police operations. In other operations against SPSGs, 15 were arrested, and six light weapons and small arms were confiscated. An increase of 31% was noted in the number of SPSG members AKS from 16 to 21.

Strengthening Linkages with Other Law Enforcement Agencies

National Law Enforcement Coordinating Committee (NALECC). The Chief, PNP chairs the NALECC that has 66 member agencies. Strengthening linkages with other law enforcement agencies was sustained through the conduct of four of the regular meetings for the period aside from the lateral coordination of the PNP with the NALECC member agencies.

Joint Anti-Bank Robbery Action Committee (JABRAC). The creation and activation of the PNP Anti-Bank Robbery Special Operation Task Force (ABR SOTF) (LOI 32/2004) serves as the main task force of the PNP in the campaign against

organized crime groups and criminal gangs involved in bank robbery and related crimes. Thus, regular quarterly JABRAC meetings are conducted. Four Committee meetings were held during the period attended by the members of the PNP and other government agencies and stakeholders from the banking and pawnshop sectors.

Community Safety and Protection Program

As part of the PNP's law enforcement functions, programs on community safety and protection were implemented.

Public Safety

To complement the 558 Tourist Assistance Centers (TACs) established by the Department of Tourism (DOT) and Local Government Units (LGUs), the PNP has also established 1,978 Tourist Assistance Desks (TADs) nationwide since the implementation of LOI 56/2010 "Bantay Turista."

A total of 872 Tourist Police have been trained and graduated for the period under the NTOPCOP project in coordination with the DOT. Three thousand one hundred fifty-four Tourist Police were deployed in the 28 Priority Tourist Destination Areas.

Security Coverage and Foreign Visits

There were 73,510 VIP security operations conducted with 11,053,574 man-hours spent. A total 73,670 security operations on special events were conducted nationwide wherein the PNP rendered 12,114,783 man-hours.

For the Papal Visit 2015, the PNP has implemented innovations in route and venue security by deploying appropriate number of police, military, and civilian volunteers and other security components per event that immensely improved operational and tactical efficiency on the ground. The deployment of 31,386 PNP personnel composed of 22,092 from Task Group Manila and 9,294 from Task Group Leyte for public safety and security had resulted in the peaceful conduct of the event.

The PNP, as one of the 18 member agencies of the Committee on Security, Peace and Order and Emergency Preparedness (CSPOEP) for the APEC Meetings, provided human and material resources in support of the National Joint Task Force (NJTF) responsible for security coverage of APEC-related meetings in the country that started in December 2014. After 48 meetings, the NJTF has so far recorded "zero untoward incident" through the implementation of the APEC Major Event Security Framework (APEC MESF) and adherence to the whole of government approach. Coordination with other member agencies and the APEC National Organizing Council is being sustained in preparation for the APEC Ministerial, other related meetings, and Leaders Meeting Week on November 2015. The PNP conducted security operations in the 14 APEC-related meetings held during the period.

ASSESSMENT:

Success of Lambat- Sibat

Lambat-Sibat is a strategy on managing police operations that aims to reduce crimes and target criminals that may have impact on prevalent crimes. It is a deliberate, programmatic and sustainable approach that focuses on the core functions of the police and integrates crime prevention and solution strategies. It aims to regularly audit crime incident reports at the police station level. The data generated is thus used to identify “crime hot spots” and “crime patterns”, where and when intensified interventions are necessary. These interventions include strategically placed checkpoints, foot and mobile patrols, focused and intelligence-driven operations against most wanted persons and members of criminal gangs, and all done in partnership with the community.

Lambat-Sibat yielded positive results in Metro Manila, PRO 3 and PRO 4A. Once cascaded nationwide, it is expected to reduce crime drastically in the country. Additionally, the nature of this program requires the PNP to monitor empirical figures and statistics. This mode of measurement systematizes the organization’s problem-solving and SWOT analyses, and provides a clear picture of current and subsequent goals. This Directorate, then, foresees the establishment of Lambat-Sibat as a core guideline for all future anti-crime efforts of the PNP.

Recent developments in police operations, particularly managing police operations @ Lambat-Sibat, posted a significant gain in the accomplishments of the PNP units with respect to the arrest of criminal personalities, seizure of illegal drugs and illegal drug paraphernalia, and confiscation and recovery of numerous firearms, among others.

Collaborative Effort

Partnerships with other concerned law enforcement agencies and government agencies are enhanced, and should be continuously strengthened. Collaboration evidently contributes to successful police operations, and this organization must work on nurturing long-term relationships with partners and stakeholders in order to sustain inter-agency cooperation.

The PNP encourages the community to play its part and help the police in fighting crime. This principle should be applied to Lambat-Sibat. Given its intrinsic success, it will even be significantly stronger as a program if the community actively collaborates. An improved SMS system or online system for reporting crime can be established. A long-term goal for Lambat-Sibat is to garner the public’s trust and interest in the program so that they can contribute and serve as a helpful sounding board or monitoring system for crime.

QUICKLOOK

Campaign Against Narcotics and Dangerous Drugs	Jan- Dec 2014	Jan- Dec 2015	%INC/DEC
Nr of Operations Conducted	17,633	27,349	55.10%
Nr of Persons Arrested/Killed/Surrendered	28,360	42,700	50.56%
Nr of Syndicates Disbanded	0	8	
Nr of Cases Filed in Court	24,052	35,169	46.22%
Total DDB Value of Seized Drugs	5,616,831,402	5,737,152,732	2.14%
Campaign Against Carnapping	Jan- Dec 2014	Jan- Dec 2015	%INC/DEC
Nr of Carnapping Incidents (DIDM Data)	13,284	12,900	-2.89%
Nr of Vehicles Recovered	1,798	1,887	4.95%
Recovery Efficiency	14%	15%	8.07%
Nr of Syndicates Disbanded	0	0	
Nr of Suspects Arrested/Killed/Surrendered	1,199	1,318	9.92%
Nr of Cases Filed in Court	1,204	1,048	-12.96%
Average Lost Per Day	36	35	-2.89%
Campaign Against Criminal Gangs	Jan- Dec 2014	Jan- Dec 2015	%INC/DEC
Nr of Criminal Gangs Disbanded	183	105	-42.62%
Nr of Members Arrested/Killed/Surrendered	1,204	1,099	-8.72%
Nr of Firearms Confiscated/Recovered	411	374	-9.00%
Nr of Cases Filed in Court	513	602	17.35%
Campaign Against Wanted Persons	Jan- Dec 2014	Jan- Dec 2015	%INC/DEC
Nr of TMWP Neutralized (w/ Head Prize)	43	28	-34.88%
Nr of Wanted Persons Arrested	38,293	41,557	8.52%
Nr of Wanted Persons Killed	11	34	209.09%
Nr of Wanted Persons Surrendered	378	539	42.59%
Campaign Against Loose Firearms	Jan- Dec 2014	Jan- Dec 2015	%INC/DEC
Nr of Persons Arrested/Killed/Surrendered	7,734	8,736	12.96%
Nr of Fas Recovered/ Surrendered/ Confiscated fm Violation of RA 10591	10,091	11,711	16.05%
Nr of Cases Filed in Court	5,165	6,010	16.36%
Campaign Against Private Armed Groups	Jan- Dec 2014	Jan- Dec 2015	%INC/DEC
Nr of PAGs Disbanded	0	0	
Nr of PAGs Members Arrested/Killed/Surrendered	11	5	-54.55%
Nr of Fas Recovered/Surrendered/ Confiscated fm PAGs	14	3	-78.57%
Nr of Cases Filed in Court	0	0	
Campaign Against Illegal Logging	Jan- Dec 2014	Jan- Dec 2015	%INC/DEC
Nr of Operations Conducted	22,499	25,387	12.84%
Nr of Persons Arrested/Killed/Surrendered	1,912	1,705	-10.83%
Nr of Board Feet Recovered	2,398,952	1,696,737	-29.27%
Worth of Confiscated Lumber	59,488,345	40,803,714	-31.41%
Nr of Cases Filed in Court	369	207	-43.90%
Campaign Against Illegal Fishing	Jan- Dec 2014	Jan- Dec 2015	%INC/DEC
Nr of Operations Conducted	13,631	27,524	101.92%
Nr of Persons Arrested/Killed/Surrendered	10,767	13,567	26.01%
Worth of Fish/Fishing Paraphernalia's Confiscated	286,709,127	267,367,146	-6.75%
Nr of Cases Filed in Court	640	558	-12.81%
Campaign Against Illegal Gambling	Jan- Dec 2014	Jan- Dec 2015	%INC/DEC
Nr of Operations Conducted	17,438	16,293	-6.57%
Nr of Persons Arrested/Killed/Surrendered	14,095	10,637	-24.53%
Nr of Financiers Arrested/Killed/Surrendered	3	1	
Worth of Confiscated Cash/Articles	16,164,733	7,099,943	-56.08%
Nr of Cases Filed in Court	5,673	4,536	-20.04%
Campaign Against Prostitution	Jan- Dec 2014	Jan- Dec 2015	%INC/DEC
Nr of Operations Conducted	3,565	2,403	-32.59%
Nr of Persons Arrested/Killed/Surrendered	615	116	-81.14%
Nr of Cases Filed in Court	28	17	-39.29%
Campaign Against Child Abuse/ Pedophiles	Jan- Dec 2014	Jan- Dec 2015	%INC/DEC
Nr of Operations Conducted	19,315	16,999	-11.99%
Nr of Persons Arrested/Killed/Surrendered	7,296	6,096	-16.45%
Nr of Cases Filed in Court	9,385	9,227	-1.68%

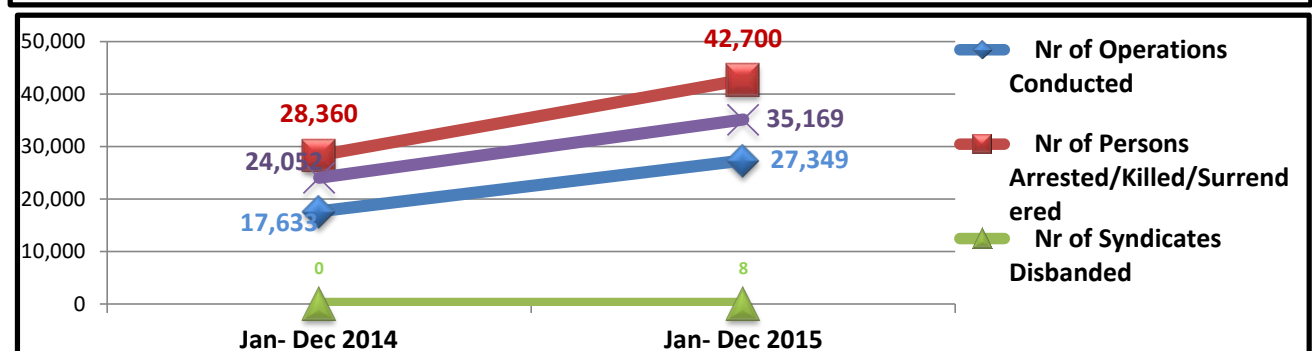
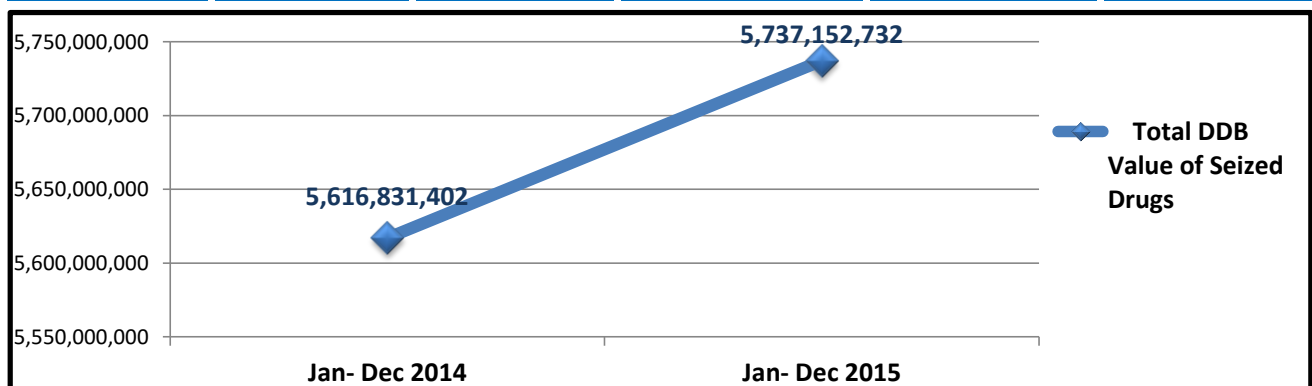
QUICKLOOK

Campaign Against Smuggling/Piracy	Jan- Dec 2014	Jan- Dec 2015	%INC/DEC
Nr of Operations Conducted	6,852	4,834	-29.45%
Nr of Persons Arrested/Killed/Surrendered	37	79	113.51%
Worth of Smuggled/Pirated Goods Confiscated	63,877,360	58,017,560	-9.17%
Nr of Cases Filed in Court	6	4	-33.33%
Campaign Against Cattle Rustling	Jan- Dec 2014	Jan- Dec 2015	%INC/DEC
Nr of Operations Conducted	3,607	11,903	230.00%
Nr of Persons Arrested/Killed/Surrendered	146	108	-26.03%
Nr of Cattle Stolen	292	306	4.79%
Nr of Cattle Recovered	258	197	-23.64%
Nr of Cases Filed in Court	75	55	-26.67%
Recovery Efficiency	88%	64%	-23.98%
Campaign Against Kidnap For Ransom	Jan- Dec 2014	Jan- Dec 2015	%INC/DEC
Nr of KFR Incidents	50	38	-24.00%
Nr of KFR Incidents Solved/Cleared	32	20	-37.50%
Nr of KFR Personalities Arrested/Killed/Surrendered	31	42	35.48%
Campaign Against CPP-NPA-NDF (CNN)	Jan- Dec 2014	Jan- Dec 2015	%INC/DEC
Nr of Incidents	68	37	-45.59%
Nr of CNN Arrested/Killed/Surrendered	65	54	-16.92%
Nr of Fas Recovered/ Surrendered/ Confiscated fm CNN	28	43	53.57%
Campaign Against Southern Philippines Secessionist Groups (SPSGs)	Jan- Dec 2014	Jan- Dec 2015	%INC/DEC
Nr of Incidents	8	13	62.50%
Nr of SPSG Arrested/Killed/Surrendered	16	21	31.25%
Nr of Fas Recovered/ Surrendered/ Confiscated fm SPSG	8	6	-25.00%
Police Presence	Jan- Dec 2014	Jan- Dec 2015	%INC/DEC
Nr of Police Beat/Foot Patrol conducted	7,267,565	6,527,326	-10.19%
Nr of man/hrs on Police Beat/Foot Patrols conducted	215,886,489	227,199,146	5.24%
Nr of Police Mobile Patrol conducted	4,966,222	5,191,103	4.53%
Nr of man/hrs on Police Mobile Patrols conducted	112,122,566	111,783,529	-0.30%
Calls Responded for Police Assistance	Jan- Dec 2014	Jan- Dec 2015	%INC/DEC
Nr of Calls for Police Assistance	365,670	398,454	8.97%
Nr of Calls Responded within 15 minutes	363,248	396,058	9.03%
Nr of Calls Responded beyond 15 minutes	2,422	2,396	-1.07%
% of calls responded	99.34%	99.40%	0.06%
Ave. Response Time in NCR	4.36	4.74	0.39
Ave. Response Time (National)	5.72	5.76	0.04

Campaign Against Dangerous/Prohibited Drugs

PERIOD COVERED: January to December 2015

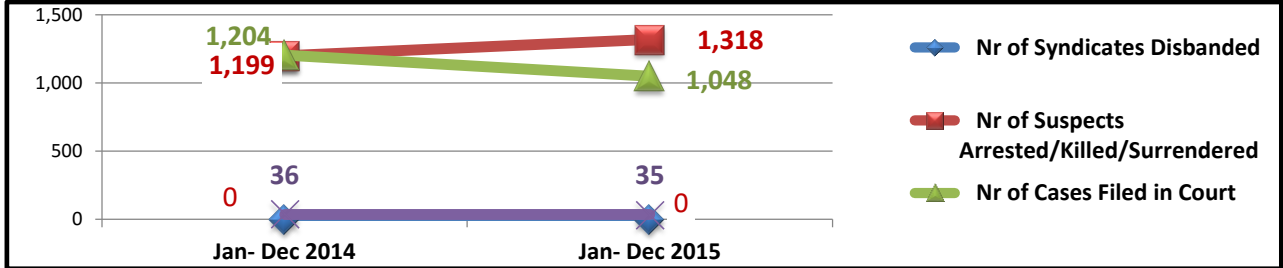
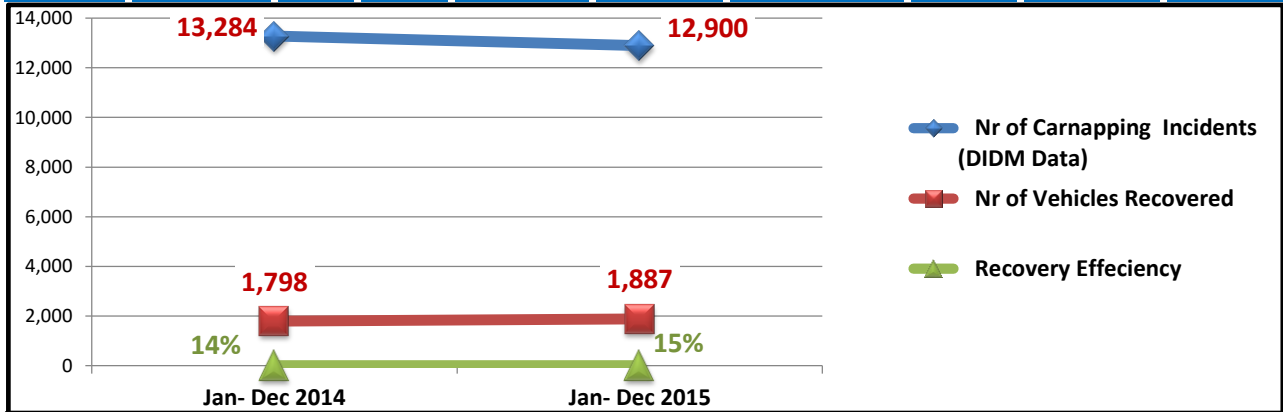
PROs	Number of Operations Conducted	Number of Persons Arrested	Total Drug Seized (DDB Value)	Nr of Syndicates Neutralized	Nr of Cases Filed In Court
PRO 1	1,531	2,098	195,062,930	-	1,409
PRO 2	670	844	131,100,605	-	840
PRO 3	3,395	4,835	48,794,613	-	3,269
PRO 4-A	6,550	9,792	134,312,744	1	9,132
PRO 4-B	350	497	1,359,632,035	-	304
PRO 5	851	1,089	28,530,807	-	1,143
PRO 6	1,277	1,933	20,283,508	-	1,415
PRO 7	3,136	4,358	202,167,008	-	5,169
PRO 8	757	1,039	18,100,181	-	762
PRO 9	966	1,355	12,199,971	-	585
PRO 10	925	1,265	37,916,732	-	1,175
PRO 11	1,288	1,702	1,182,564,681	7	1,506
PRO 12	955	1,453	668,118,359	-	1,146
PRO 13	806	1,225	93,889,628	-	503
NCR	3,434	8,533	842,827,933	-	6,394
COR	238	229	217,439,943	-	123
ARMM	137	278	15,796,800	-	191
ADSOTF	35	55	521,566,403	-	42
MARIGRP	48	120	6,847,850	-	61
TOTAL	27,349	42,700	5,737,152,732	8	35,169



Campaign Against Carnapping

PERIOD COVERED: January to December 2015

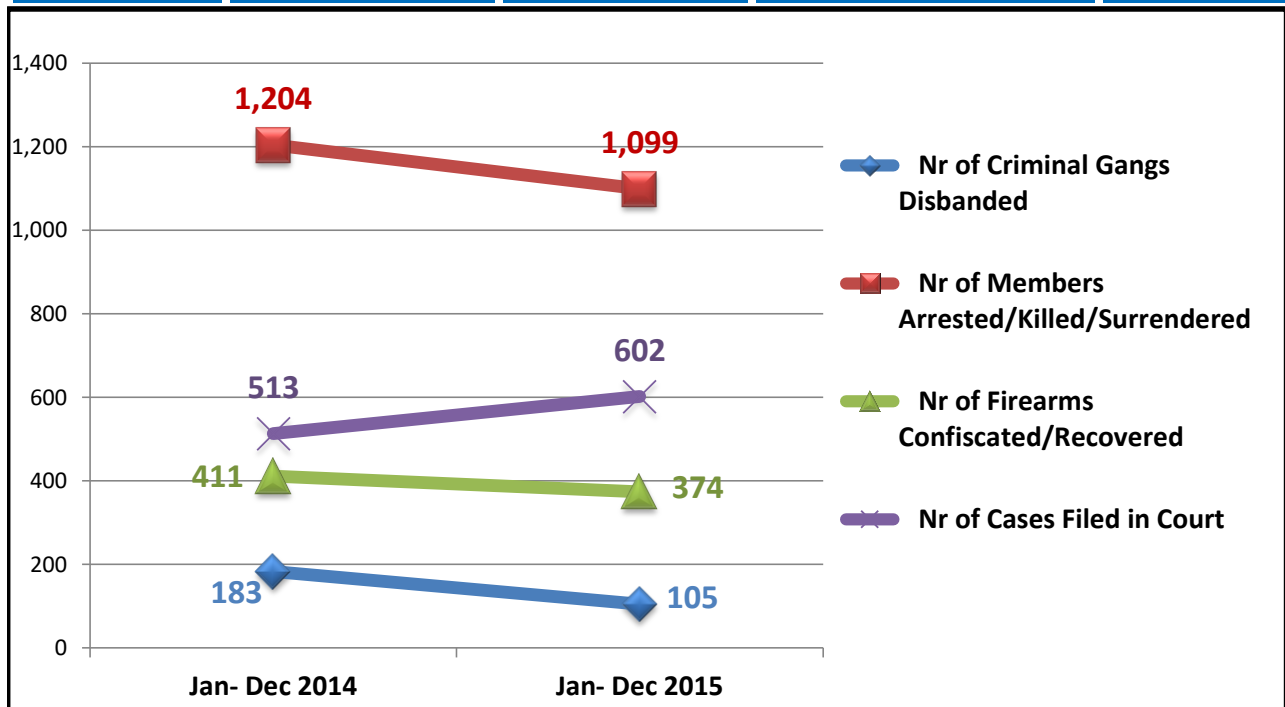
PROs	Nr of Incidents (DIDM Data)	Number of Recovered		TOTAL	Number of Persons Arrested	Nr of Syndicates Neutralized	Nr of Cases Filed In Court	Recovery Eff	Ave. lost/day
		MVs	MCS						
PRO 1	391	17	75	92	21	-	11	24%	1
PRO 2	276	3	79	82	59	-	40	30%	1
PRO 3	1,587	37	166	203	217	-	200	13%	4
PRO 4-A	1,619	45	179	224	247	-	218	14%	4
PRO 4-B	261	1	65	66	31	-	10	25%	1
PRO 5	358	9	75	84	66	-	20	23%	1
PRO 6	522	5	59	64	58	-	9	12%	1
PRO 7	1,160	10	133	143	88	-	65	12%	3
PRO 8	242	-	15	15	7	-	2	6%	1
PRO 9	464	1	39	40	22	-	6	9%	1
PRO 10	882	16	159	175	92	-	54	20%	2
PRO 11	287	-	75	75	32	-	22	26%	1
PRO 12	923	3	123	126	76	-	38	14%	3
PRO 13	308	4	38	42	21	-	30	14%	1
NCR	3,039	184	192	376	258	-	295	12%	8
COR	363	6	36	42	9	-	8	12%	1
ARMM	218	7	31	38	14	-	20	17%	1
TOTAL	12,900	348	1,539	1,887	1,318	0	1,048	15%	35



Campaign Against Criminal Gangs

PERIOD COVERED: January to December 2015

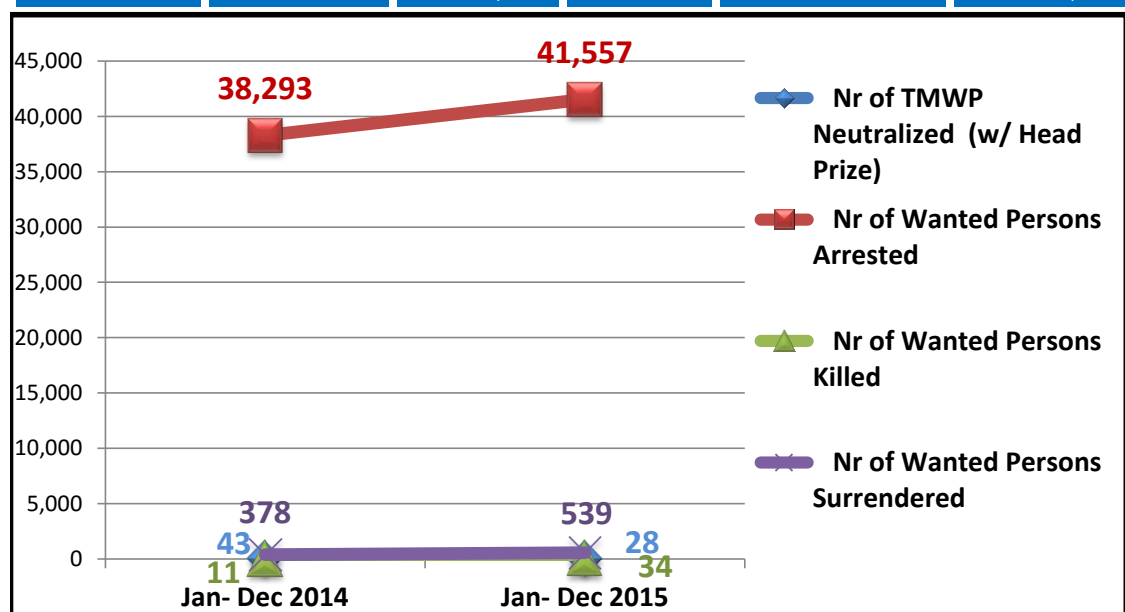
PROs	Number of Gangs Busted/ Neutralized	Number of Members Arrested/ Killed	Nr of Fas Confiscated/ Recovered/ Surrendered	Nr of Cases Filed In Court
PRO 1	3	20	-	10
PRO 2	-	-	-	-
PRO 3	-	8	-	-
PRO 4-A	-	100	19	33
PRO 4-B	-	-	-	-
PRO 5	2	10	-	8
PRO 6	3	7	8	1
PRO 7	-	-	-	-
PRO 8	-	-	-	-
PRO 9	-	-	-	-
PRO 10	-	7	2	2
PRO 11	-	-	-	-
PRO 12	-	-	-	-
PRO 13	-	-	-	-
NCR	7	238	7	161
COR	-	-	-	-
ARMM	-	-	-	-
CIDG	90	709	338	387
TOTAL	105	1,099	374	602



Campaign Against Wanted Persons

PERIOD COVERED: January to December 2015

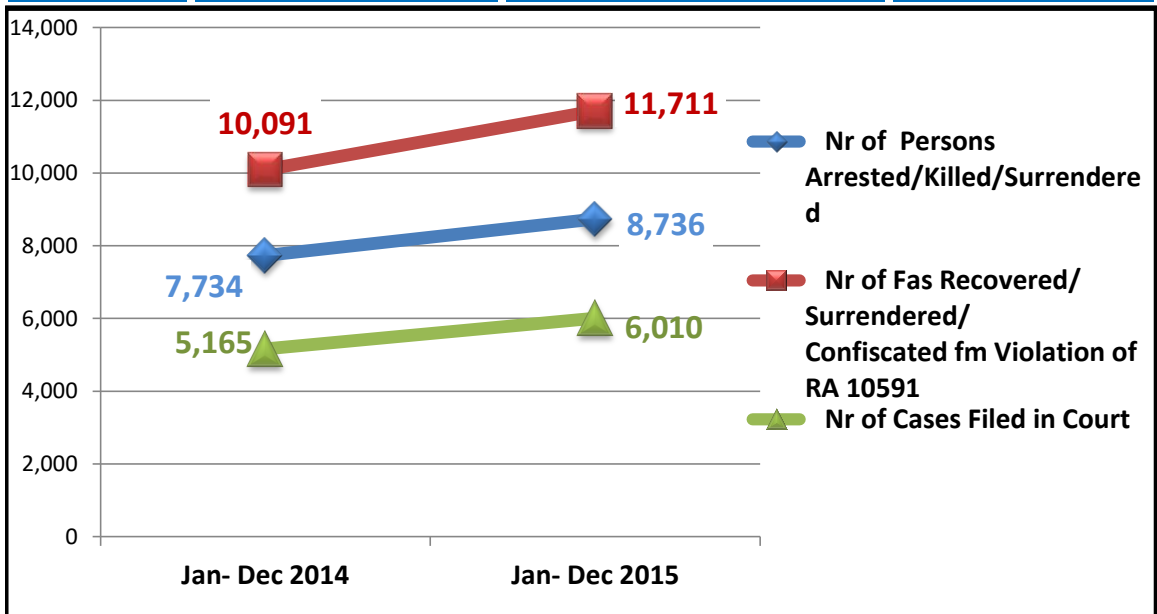
PROs	Number of Top Most Wanted Persons A/K/S (w/Head Prize)	Number of Other Wanted Persons (without Head Prize)			Total A/K/S
		Arrested	Killed	Surrendered	
PRO 1	3	2,483	-	-	2,483
PRO 2	1	2,189	-	-	2,189
PRO 3	1	3,883	-	-	3,883
PRO 4-A	5	6,215	-	-	6,215
PRO 4-B	2	1,894	-	1	1,895
PRO 5	2	3,199	-	-	3,199
PRO 6	-	3,249	11	368	3,628
PRO 7	-	3,610	3	87	3,700
PRO 8	4	1,719	-	-	1,719
PRO 9	-	1,005	3	5	1,013
PRO 10	3	2,072	3	32	2,107
PRO 11	-	1,061	11	30	1,102
PRO 12	-	629	-	3	632
PRO 13	1	1,089	-	12	1,101
NCR	-	5,287	-	-	5,287
COR	3	1,844	-	-	1,844
ARMM	-	129	3	1	133
NATIONAL	3			-	0
TOTAL	28	41,557	34	539	42,130



Campaign Against Loose Firearms

PERIOD COVERED: January to December 2015

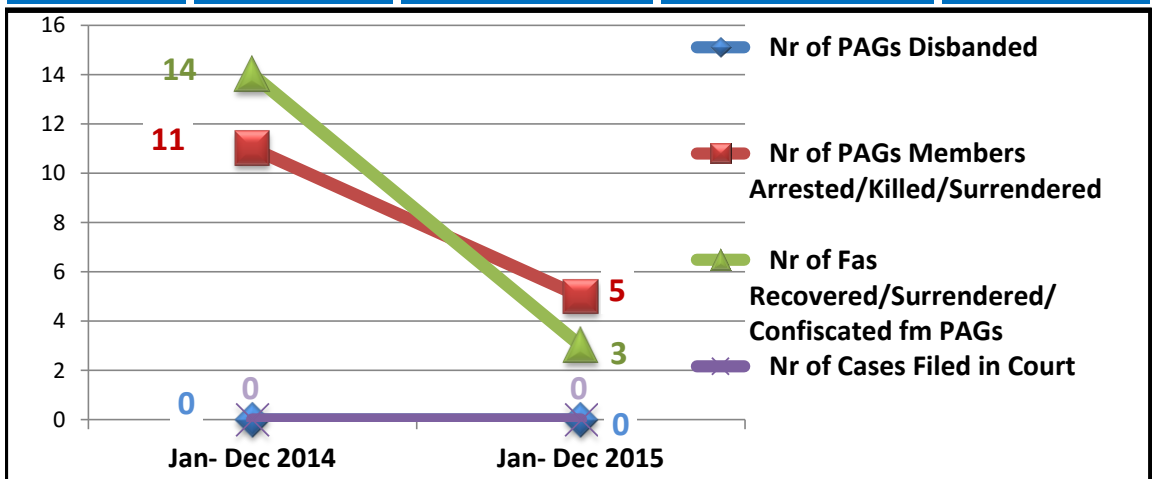
PROs	Number of Persons Arrested from Violation of 10591	Nr of Fas of Confiscated/ Recovered/ Surrendered fm Viol of RA 10591	Nr of Cases Filed In Court
PRO 1	507	693	187
PRO 2	256	328	210
PRO 3	731	790	533
PRO 4-A	1,703	2,425	1,025
PRO 4-B	155	281	100
PRO 5	328	561	220
PRO 6	746	1,094	499
PRO 7	1,034	1,536	1,019
PRO 8	379	476	241
PRO 9	177	275	4
PRO 10	444	462	366
PRO 11	266	368	187
PRO 12	290	314	77
PRO 13	251	321	158
NCR	1,069	1,218	1,060
COR	158	306	92
ARMM	165	205	3
MARGRP	77	58	29
TOTAL	8,736	11,711	6,010



Campaign Against Private Armed Groups (PAGs)

PERIOD COVERED: January to December 2015

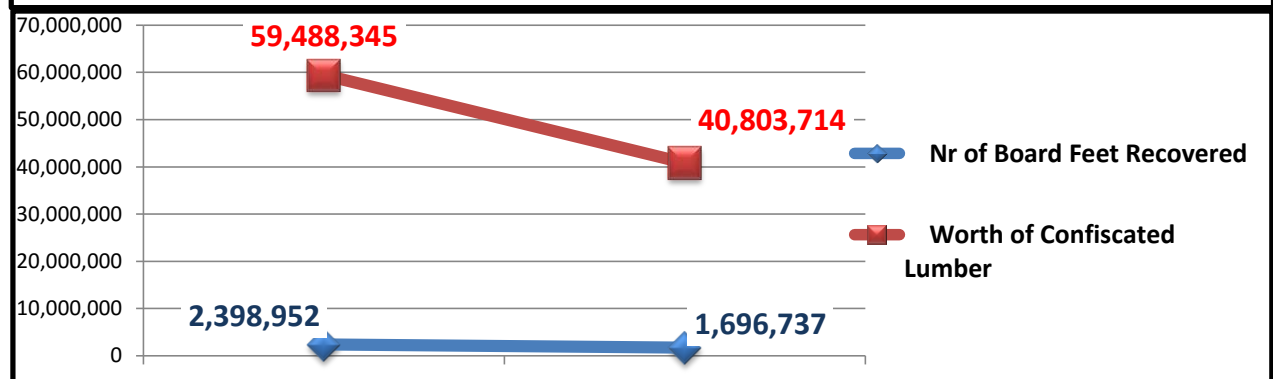
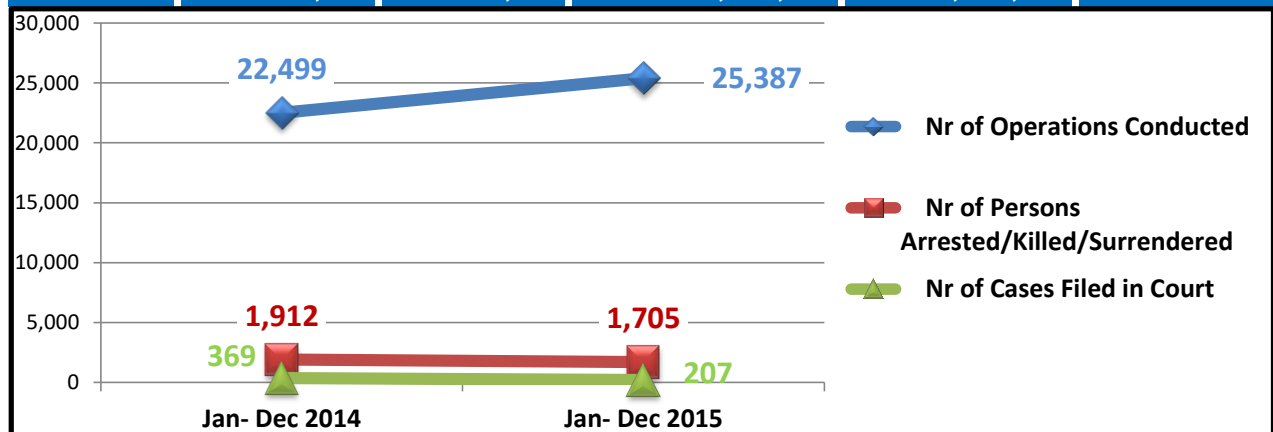
PROs	Nr of PAGs Neutralized	Nr of PAGs Members Neutralized	Nr of Fas of Confiscated/Recovered/Surrendered fm PAGs	Nr of Cases Filed In Court
PRO 1	-	-	-	-
PRO 2	-	-	-	-
PRO 3	-	1	-	-
PRO 4-A	-	-	-	-
PRO 4-B	-	-	-	-
PRO 5	-	-	-	-
PRO 6	-	-	-	-
PRO 7	-	-	-	-
PRO 8	-	-	-	-
PRO 9	-	-	-	-
PRO 10	-	-	-	-
PRO 11	-	-	-	-
PRO 12	-	2	3	-
PRO 13	-	-	-	-
NCR	-	-	-	-
COR	-	2	-	-
ARMM	-	-	-	-
TOTAL	0	5	3	0



Campaign Against Illegal Logging

PERIOD COVERED: January to December 2015

PROs	Number of Operations Conducted	Number of Persons Arrested	Nr of Board Feet Recovered	Worth of Confiscated Lumber	Nr of Cases Filed In Court
PRO 1	114	132	45,842	1,760,681	13
PRO 2	105	95	74,191	1,863,629	32
PRO 3	37	51	9,116	627,657	11
PRO 4-A	125	69	199,887	2,573,435	1
PRO 4-B	490	159	81,372	3,428,078	19
PRO 5	15,597	473	24,259	1,954,308	63
PRO 6	234	214	112,088	2,677,707	-
PRO 7	70	58	36,110	687,819	15
PRO 8	1,608	117	185,988	8,755,282	8
PRO 9	55	31	72,790	696,930	8
PRO 10	277	22	124,776	3,475,018	8
PRO 11	41	75	41,082	1,386,415	-
PRO 12	48	10	52,337	1,647,676	5
PRO 13	180	108	531,148	6,318,444	-
NCR	-	-	-	25,370	3
COR	6,375	53	59,727	1,163,223	13
ARMM	5	2	-	242,430	1
MARIGRP	26	36	46,025	1,519,614	7
TOTAL	25,387	1,705	1,696,737	40,803,714	207



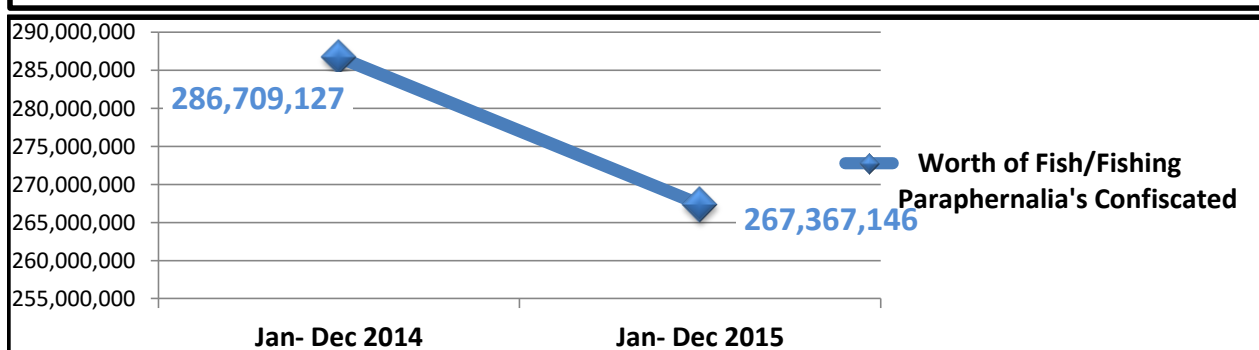
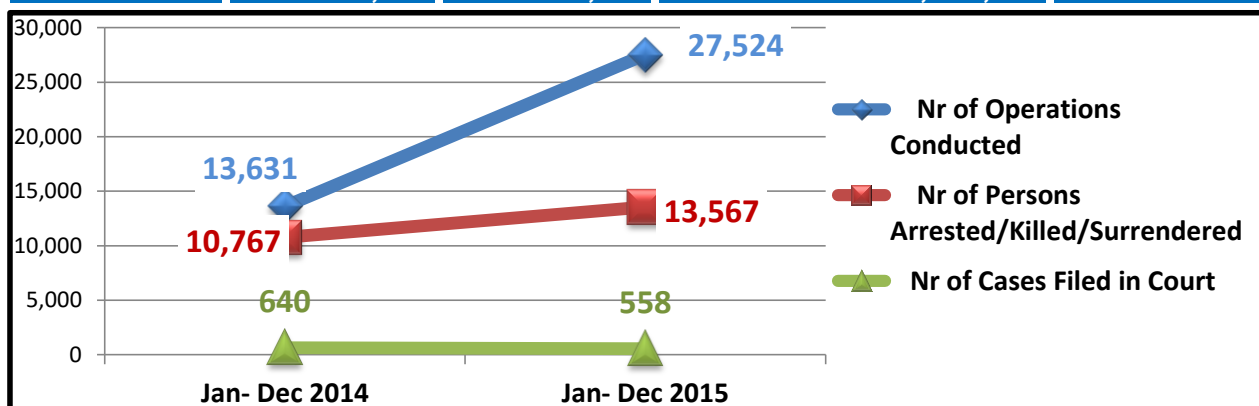
Jan- Dec 2014

Jan- Dec 2015

Campaign Against Illegal Fishing

PERIOD COVERED: January to December 2015

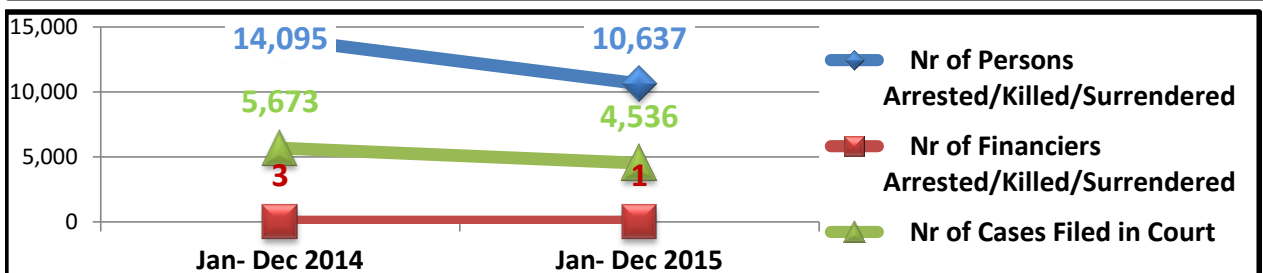
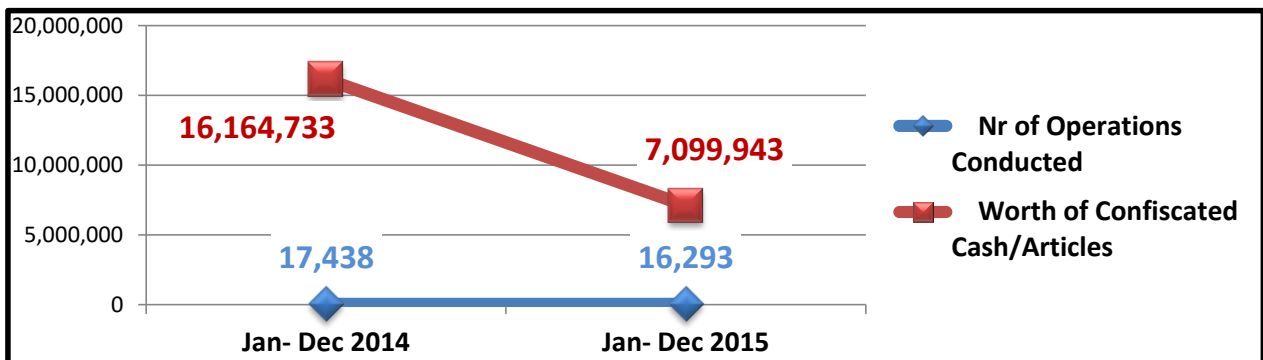
PROs	Number of Operations Conducted	Number of Persons Arrested	Worth of Fish/ Fishing Paraphernalia Confiscated	Nr of Cases Filed In Court
PRO 1	96	237	751,680	21
PRO 2	12	27	-	9
PRO 3	48	31	101,150	12
PRO 4-A	139	584	5,673,320	54
PRO 4-B	1,137	1,039	529,102	9
PRO 5	15,087	718	100,522,690	108
PRO 6	593	2,515	349,265	5
PRO 7	130	571	60,861,286	59
PRO 8	2,496	2,301	93,730,310	14
PRO 9	39	241	2,082,600	3
PRO 10	270	2,816	18,500	5
PRO 11	9	35	134,000	1
PRO 12	6	55	119,650	1
PRO 13	75	257	1,709,988	49
NCR	-	-	-	-
COR	6,485	4	-	1
ARMM	2	-	-	-
MARGRP	900	2,136	783,605	207
TOTAL	27,524	13,567	267,367,146	558



Campaign Against Illegal Gambling

PERIOD COVERED: January to December 2015

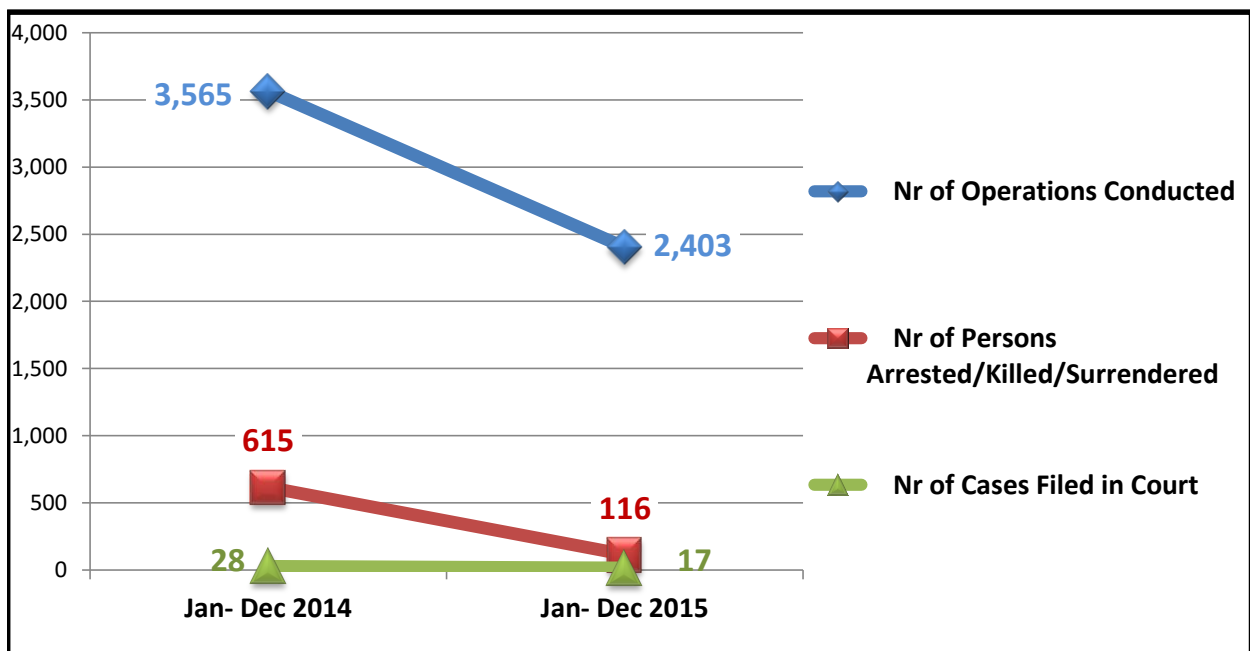
PROs	Number of Operations Conducted	Number of Persons Arrested	Nr of Financiers Arrested	Worth of Confiscated Cash/Articles	Nr of Cases Filed In Court
PRO 1	78	164	-	99,017	39
PRO 2	3	7	-	4,957	1
PRO 3	140	438	1	110,749	115
PRO 4-A	863	2,164	-	825,903	905
PRO 4-B	2,070	137	-	198,872	76
PRO 5	2,910	880	-	407,267	179
PRO 6	619	1,035	-	221,040	536
PRO 7	1,012	1,426	-	276,772	784
PRO 8	150	226	-	76,652	137
PRO 9	169	205	-	623,203	100
PRO 10	306	298	-	2,707,990	160
PRO 11	301	697	-	109,569	279
PRO 12	290	334	-	338,613	272
PRO 13	159	197	-	607,169	94
NCR	1,744	2,242	-	286,226	839
COR	5,453	134	-	188,109	20
ARMM	26	53	-	17,838	-
TOTAL	16,293	10,637	1	7,099,943	4,536



Campaign Against Prostitution

PERIOD COVERED: January to December 2015

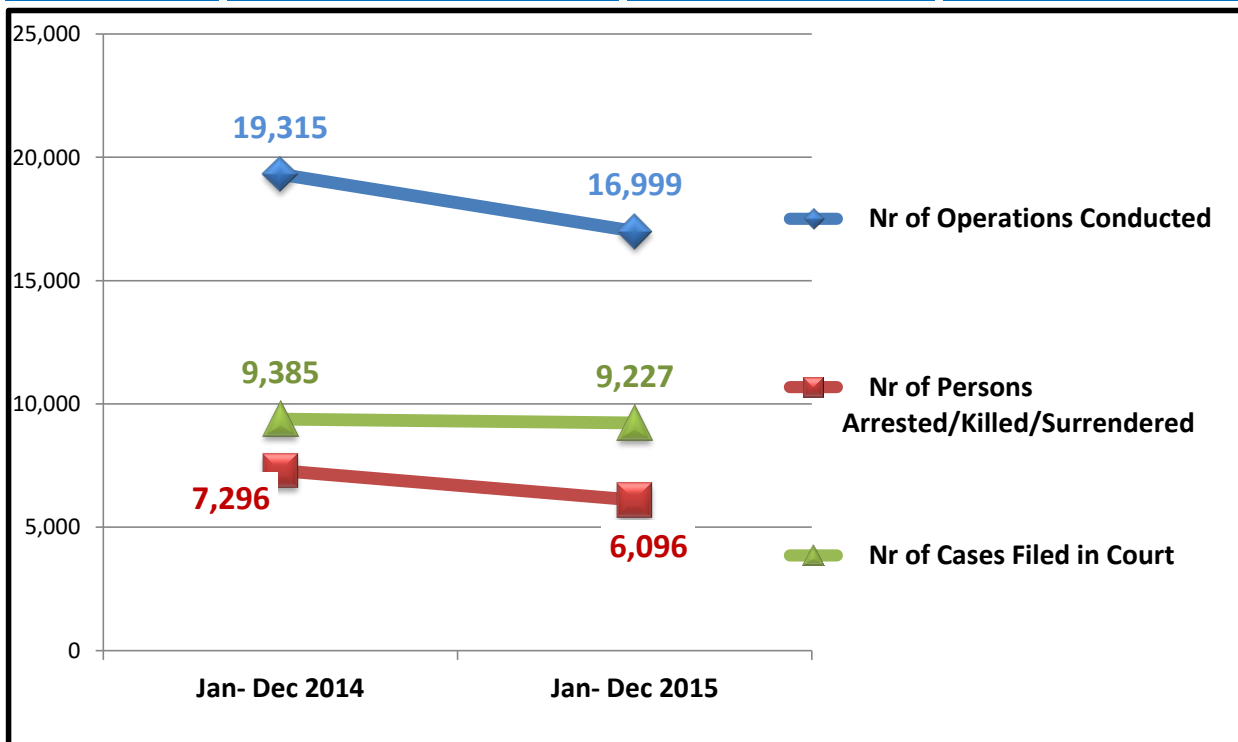
PROs	Number of Operations Conducted	Number of Persons Arrested	Nr of Cases Filed In Court
PRO 1	-	-	-
PRO 2	-	-	-
PRO 3	-	-	-
PRO 4-A	-	-	-
PRO 4-B	-	-	-
PRO 5	2,312	-	-
PRO 6	-	-	-
PRO 7	-	-	-
PRO 8	-	-	-
PRO 9	-	-	-
PRO 10	56	-	-
PRO 11	-	-	-
PRO 12	-	-	-
PRO 13	-	-	-
NCR	3	-	5
COR	-	-	-
ARMM	-	-	-
CIDG	32	116	12
TOTAL	2,403	116	17



Campaign Against Child Abuse/Pedophile

PERIOD COVERED: January to December 2015

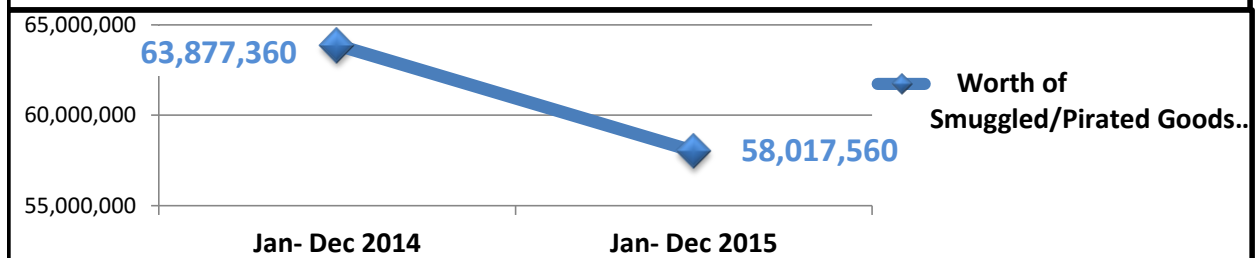
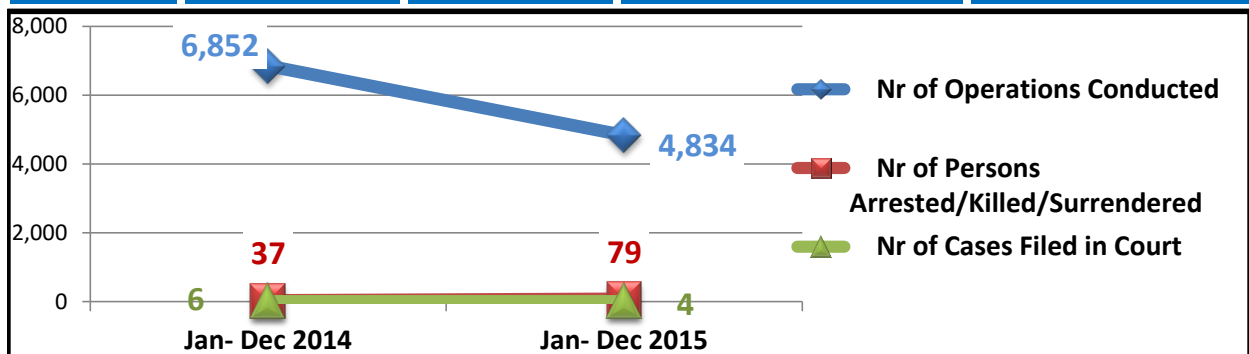
PROs	Number of Operations Conducted	Number of Persons Arrested	Nr of Cases Filed In Court
PRO 1	153	147	103
PRO 2	263	94	205
PRO 3	1,618	997	1,390
PRO 4-A	3,204	1,641	2,989
PRO 4-B	392	174	322
PRO 5	3,093	-	-
PRO 6	3,728	520	329
PRO 7	617	313	349
PRO 8	-	-	-
PRO 9	12	45	36
PRO 10	1,451	505	923
PRO 11	6	61	48
PRO 12	306	266	148
PRO 13	-	44	44
NCR	1,358	1,169	2,010
COR	797	119	331
ARMM	1	1	-
TOTAL	16,999	6,096	9,227



Campaign Against Smuggling/Piracy

PERIOD COVERED: January to December 2015

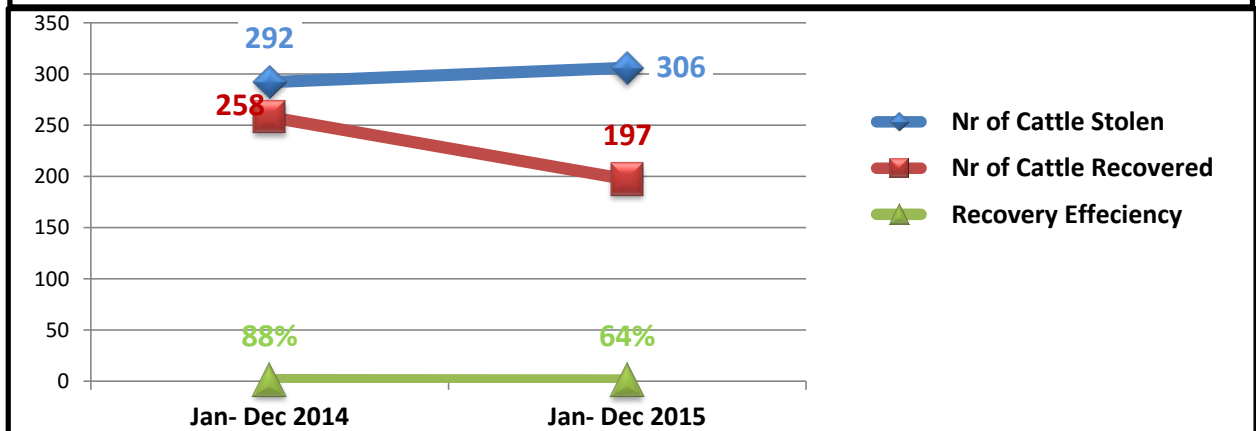
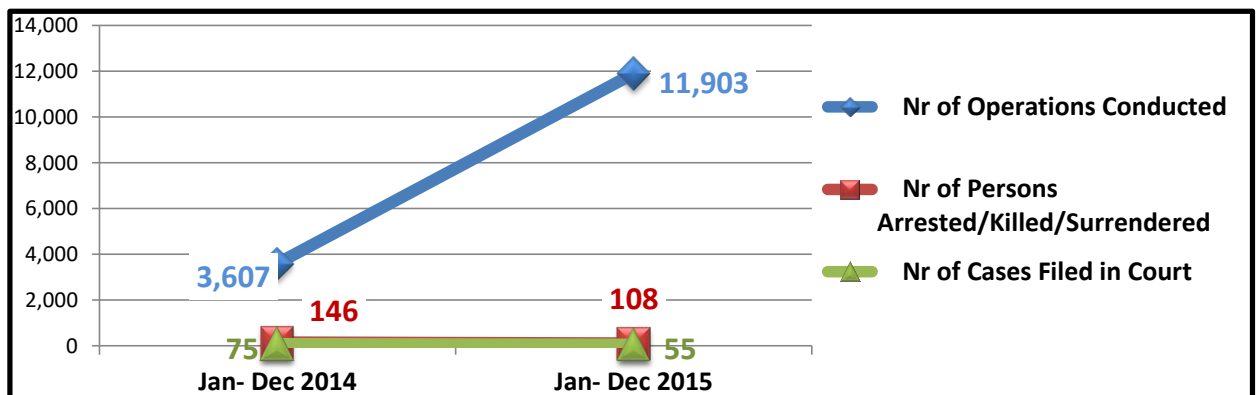
PROs	Number of Operations Conducted	Number of Persons Arrested	Worth of Smuggled/Pirated Goods Confiscated	Nr of Cases Filed In Court
PRO 1	2	-	-	-
PRO 2	1	-	-	1
PRO 3	-	-	-	-
PRO 4-A	3	5	-	1
PRO 4-B	-	-	-	-
PRO 5	2,898	-	63,360	-
PRO 6	-	-	-	-
PRO 7	-	-	-	-
PRO 8	-	-	-	-
PRO 9	41	61	11,604,200	-
PRO 10	1,878	-	-	-
PRO 11	1	-	40,740,000	-
PRO 12	-	-	-	-
PRO 13	-	-	-	-
NCR	-	-	-	-
COR	7	-	-	-
ARMM	-	-	-	-
MARIGRP	2	13	4,434,000	2
CIDG	1	-	1,176,000	-
TOTAL	4,834	79	58,017,560	4



Campaign Against Cattle Rustling

PERIOD COVERED: January to December 2015

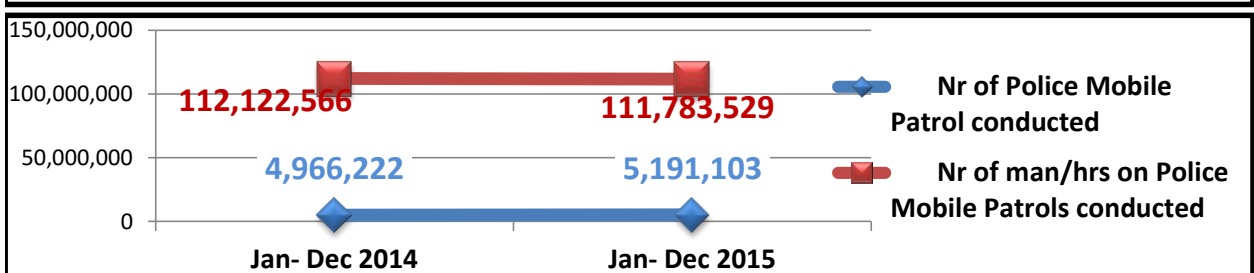
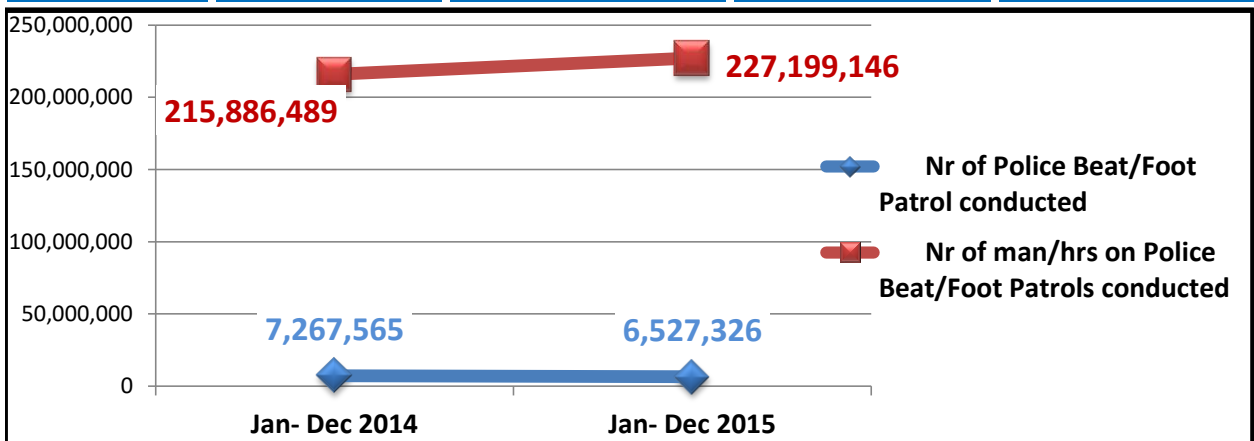
PROs	Number of Operations Conducted	Number of Persons Arrested	Number of Cattle Stolen	Number of Cattle Recovered	Nr of Cases Filed In Court
PRO 1	21	4	34	30	2
PRO 2	14	15	14	11	9
PRO 3	33	7	25	7	5
PRO 4-A	21	14	21	11	7
PRO 4-B	198	14	20	22	4
PRO 5	2,569	26	37	32	5
PRO 6	5	2	5	1	0
PRO 7	28	2	32	10	7
PRO 8	15	0	8	0	0
PRO 9	6	8	29	28	2
PRO 10	18	5	22	14	5
PRO 11	1	0	4	2	0
PRO 12	26	6	38	17	5
PRO 13	0	0	0	0	0
NCR	0	0	0	0	0
COR	8,940	2	6	4	2
ARMM	8	3	11	8	2
TOTAL	11,903	108	306	197	55



Police Presence

PERIOD COVERED: January to December 2015

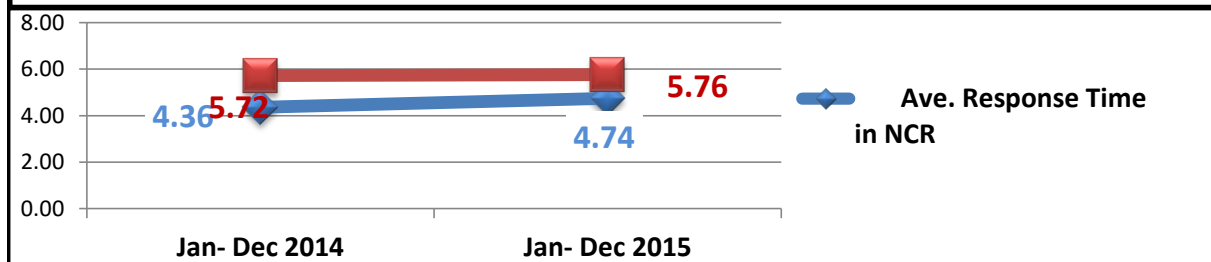
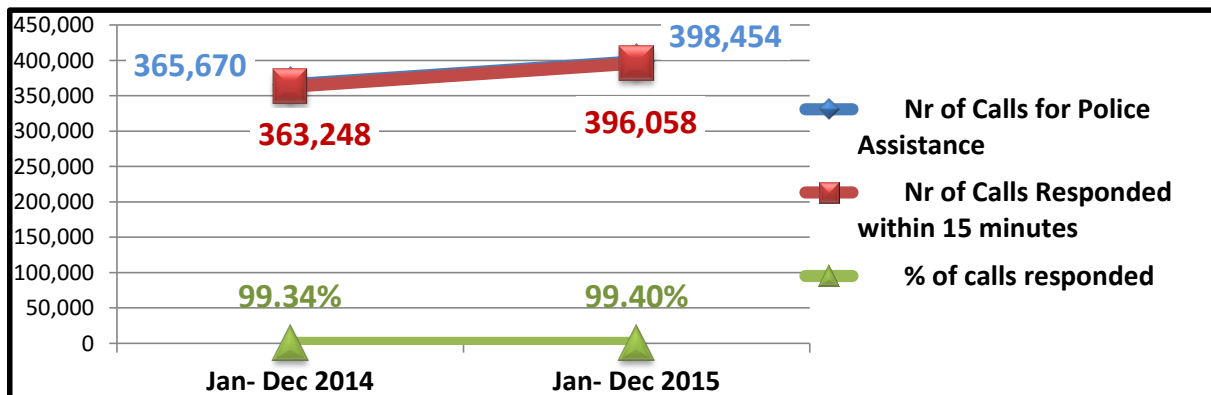
PROs	Nr of Police/ Beat Patrol Conducted	Nr of man/hours on Police/Beat Patrol Conducted	Nr of Mobile Patrol Conducted	Nr of man/hours on Mobile Patrol Conducted
PRO 1	719,013	7,404,379	517,692	6,643,227
PRO 2	77,194	14,422,522	129,552	11,053,862
PRO 3	102,462	12,279,073	105,867	5,330,230
PRO 4-A	633,412	25,008,195	353,276	8,576,426
PRO 4-B	204,162	6,975,424	121,365	2,166,587
PRO 5	170,329	18,401,071	92,449	4,639,760
PRO 6	1,403,840	18,008,300	1,686,900	8,493,688
PRO 7	626,891	47,759,269	378,009	32,152,514
PRO 8	381,657	14,358,472	259,261	3,111,132
PRO 9	576,819	7,267,332	333,557	6,183,541
PRO 10	265,361	7,669,848	262,307	1,811,376
PRO 11	205,598	7,553,654	123,847	3,387,465
PRO 12	108,669	3,680,320	102,369	1,966,001
PRO 13	61,755	6,400,672	41,298	2,695,060
NCR	578,447	17,708,871	390,011	8,498,109
COR	277,447	4,961,955	178,308	1,831,911
ARMM	134,270	7,339,790	115,035	3,242,640
TOTAL	6,527,326	227,199,146	5,191,103	111,783,529



CALLS RESPONDED FOR POLICE ASSISTANCE/ RESPONSE TIME

PERIOD COVERED: January to December 2015

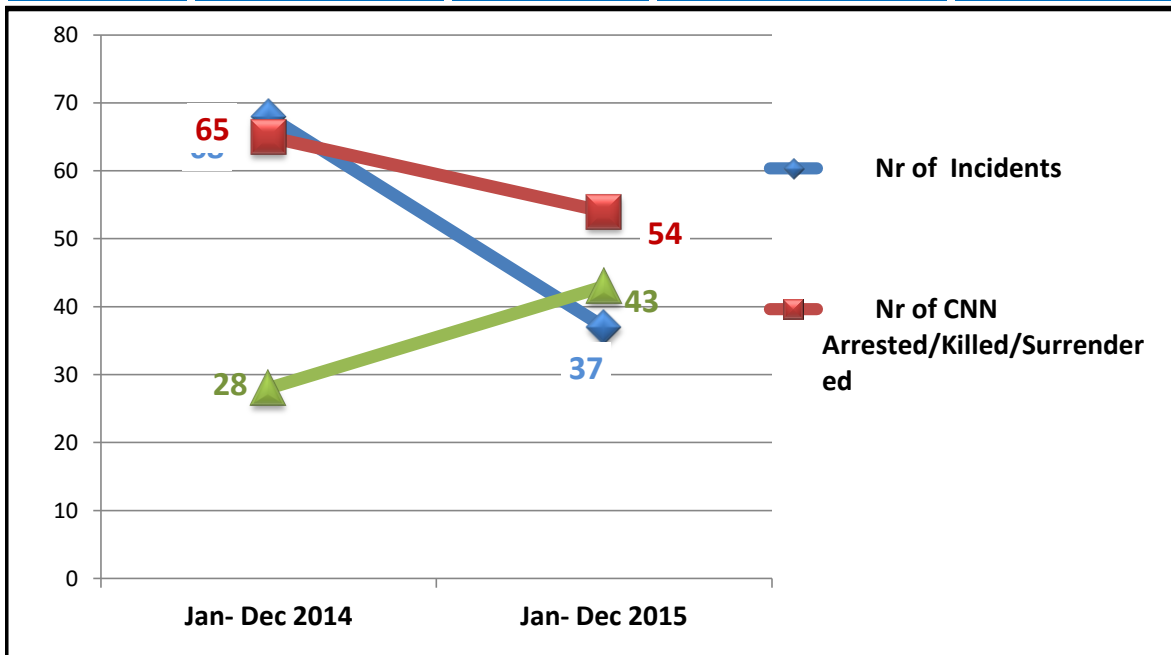
PROs	Nr of Calls for Police Assistance	Nr of Calls Responded	Nr of Calls Responded Beyond 15 minutes	% of Calls Responded within 15 minutes	Response Time
PRO 1	29,565	29,556	9	100%	4.85
PRO 2	10,713	10,711	2	100%	4.13
PRO 3	21,690	21,176	514	98%	5.68
PRO 4-	26,204	26,204	0	100%	5.15
PRO 4-	17,712	17,660	52	100%	5.67
PRO 5	19,154	19,154	0	100%	5.07
PRO 6	43,574	43,513	61	100%	5.78
PRO 7	49,663	49,663	0	100%	4.85
PRO 8	15,234	15,234	0	100%	6.37
PRO 9	27,467	27,317	150	99%	5.70
PRO 10	25,139	25,139	0	100%	4.76
PRO 11	22,382	22,132	250	99%	4.98
PRO 12	18,719	18,719	0	100%	5.32
PRO 13	23,464	23,043	421	98%	6.44
NCR	31,827	31,818	9	100%	4.74
COR	13,746	12,953	793	94%	5.92
ARMM	2,201	2,066	135	94%	12.51
TOTAL	398,454	396,058	2,396	99.40%	5.76



Campaign Against CPP-NDF-NPA

PERIOD COVERED: January to December 2015

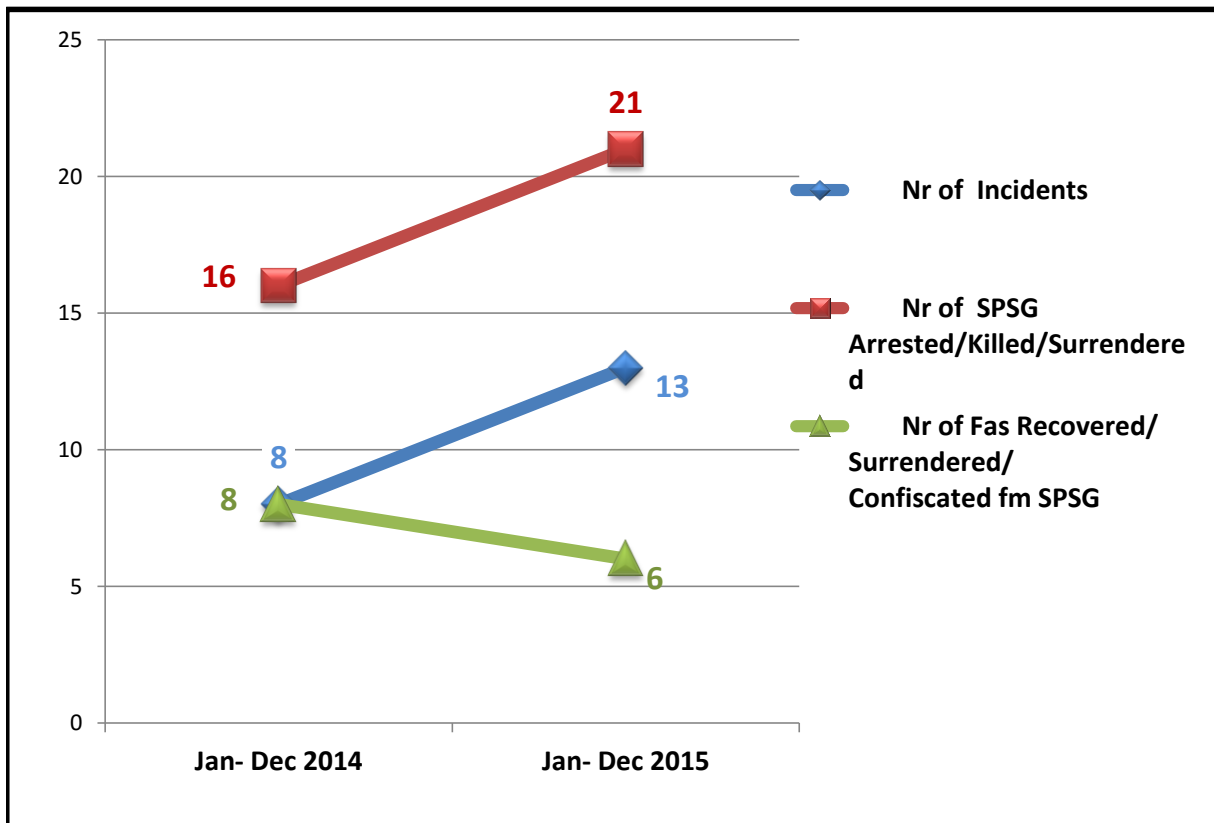
PROs	Nr of PNP Initiated Encounter	Nr of Incidents	Nr of CNN Arrested/ Surrendered/ Killed	Nr of Fas Recovered
PRO 1		1	1	1
PRO 2		2	3	
PRO 3				
PRO 4-A		1	4	3
PRO 4-B		1	4	
PRO 5	5	9	2	3
PRO 6	1	5	1	
PRO 7				
PRO 8		1		
PRO 9		3	8	5
PRO 10	1	2	2	2
PRO 11		3	9	2
PRO 12	2	2	6	4
PRO 13	4	7	2	21
NCR			11	2
COR				
ARMM			1	
TOTAL	13	37	54	43



Campaign Against Southern Philippines Seccesionist Groups (SPSGs)

PERIOD COVERED: January to December 2015

PROs	Nr of PNP Initiated Encounter	Nr of Incidents	Nr of SPSGs Arrested/Killed/Surrendered	Nr of Fas Recovered
PRO 9	1	1	6	
PRO 10				
PRO 11			1	
PRO 12	2	3		
PRO 13	2	2		
NCR				
COR				
ARMM	3	7	14	6
TOTAL	8	13	21	6



Campaign Against Kidnap-for-Ransom

PERIOD COVERED: January to December 2015

PROs	Number of KFR Incidents				TOTAL	Number of Persons Arrested/ Surrendered/ Killed	Nr of Cases Solved	Nr of Cases Cleared	TOTAL CASES SOLVED/ CLEARED
	By Organized Crime Groups	By Criminal Gangs	By Threats/ Terrorist Grps	By Other Individual					
PRO 1					0				0
PRO 2					0	2			0
PRO 3				7	7	11	4		4
PRO 4-A					0	8		1	1
PRO 4-B				1	1				0
PRO 5					0	5			0
PRO 6					0				0
PRO 7				2	2	1	1		1
PRO 8					0				0
PRO 9			7	1	8	1	2	1	3
PRO 10				4	4	1			0
PRO 11			1	2	3	4	1		1
PRO 12				1	1			1	1
PRO 13					0	1			0
NCR				8	8	5	2	5	7
COR					0	3			0
ARMM			2	2	4			2	2
TOTAL	0	0	10	28	38	42	10	10	20

