


Form A  
PNP Performance Targets and Accomplishments  
FY 2014


Major Final Outputs (MFOs)/Performance Indicators	FY 2013 Actual Accomplishment	Year 2014		Responsible Offices	Remarks
		Target	Actual Accomplishments		
<b>A. MFO 1 - Crime Prevention and Suppression Services</b>					
<b>2014 Budget: Php 69,613,641,000</b>					
<i>Performance Indicators</i>					
Nr of foot and mobile patrol operations conducted	11,783,127	12,372,284	Conducted 6,535,619 foot patrol operations; conducted 5,698,090 mobile patrol operations	PROs and NSU	There was 12,233,709 foot and mobile patrol conducted, an increase of 3.82% in the conduct of foot and mobile patrol operations as compared with the previous year.
Percentage change in index crime rate	31.56%	30.00% or 5% reduction in National Index Crime as compared with the previous year	Accomplished 27.87% (333,065 over 12 months x 100,000 per population over 2014 population 99,801,666)		As recorded, there was a 2.13% decrease in the index crime rate.
Percentage of crime incidents responded within 15 minutes (in urban areas)	98.33% (334,048/339,715)	100% response calls for police assistance	99.98% (364,378/364,434)		As reflected in 2014, 1.65% increased improvement in responding to crime incidents as compared with 2013.
<b>MFO 2 - Crime Investigation Services</b>					
<b>2014 Budget: Php 451,879,000</b>					
<i>Performance Indicators</i>					
Number of crimes investigation undertaken	631,406	588,092	708,350		There were 76,944 crime investigations made or 1.12% annual increase


Major Final Outputs (MFOs)/Performance Indicators	FY 2013 Actual Accomplishment	Year 2014		Responsible Offices	Remarks
		Target	Actual Accomplishments		
Percentage of most wanted persons/high value targets arrested	2,204/20,436 = 10.78%	5% increase	14% (3,079/21,992)		An increase of 3.22% in the arrest of most wanted persons/high value target was recorded between 2013 and 2014.
Percentage of arrested persons within 30 days upon the receipt of the warrant of arrest	34,985/77,753 = 45%	5% monthly arrest	54.07% (39,409/72,881)		Relative to the previous year, there was a 9.07% increase of arrested persons in 2014.
<b>B. General Administrative and Support Services (GASS)</b>					
Budget Utilization Rate (BUR)					
Obligation BUR	94.58%	90%	95.59%		Result of total obligations over total releases (7,504,284,004.94/7,849,811,000.00)
Disbursement BUR		90%	97.87%		Result of total disbursements over total obligations (7,344,340,577.12/7,504,284,004.94)

Prepared by:


  
**ALEXANDER C. IGNACIO**  
 Police Chief Superintendent  
 The Acting Director for Plans

  
**FRANCISCO DON C. MONTENEGRO, Ph. D**  
 Police Director  
 The Director for Investigation and Detective Management

  
**ROLANDO A. PURUGGANAN**  
 Police Director  
 The Director for Comptrollership

  
**RICARDO MARQUEZ**  
 Police Director  
 The Director for Operations

Approved by:

  
**LEONARDO ARIAS ESPINA**  
 Police Deputy Director General  
 Officer-in-Charge, PNP